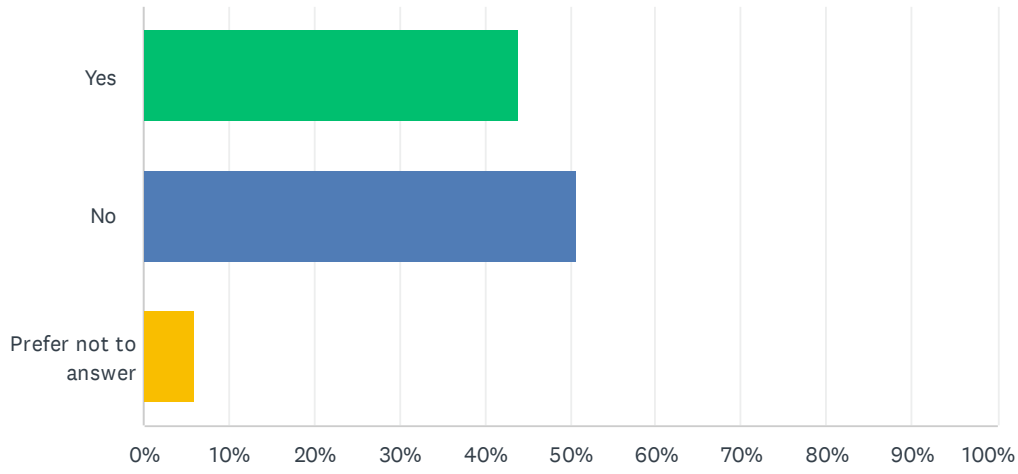


## Q1 Are you Hispanic or Latino?

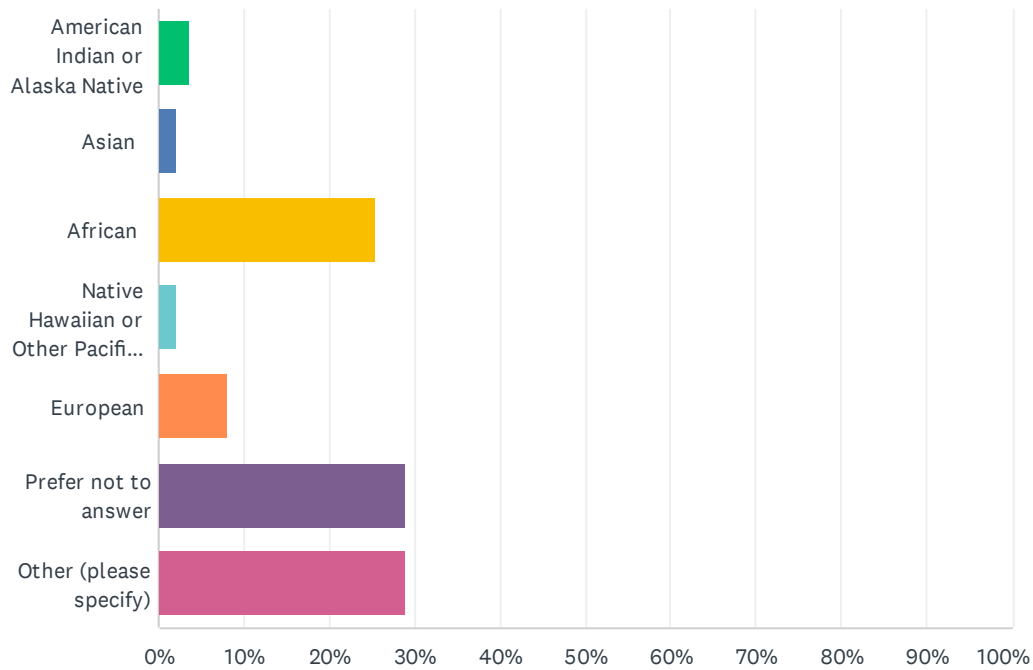
Answered: 134 Skipped: 0



ANSWER CHOICES	RESPONSES	
Yes	44.03%	59
No	50.75%	68
Prefer not to answer	5.97%	8
Total Respondents: 134		

## Q2 Please select one or more races to describe yourself:

Answered: 134 Skipped: 0



ANSWER CHOICES	RESPONSES
American Indian or Alaska Native	3.73% 5
Asian	2.24% 3
African	25.37% 34
Native Hawaiian or Other Pacific Islander	2.24% 3
European	8.21% 11
Prefer not to answer	29.10% 39
Other (please specify)	29.10% 39
<b>TOTAL</b>	<b>134</b>

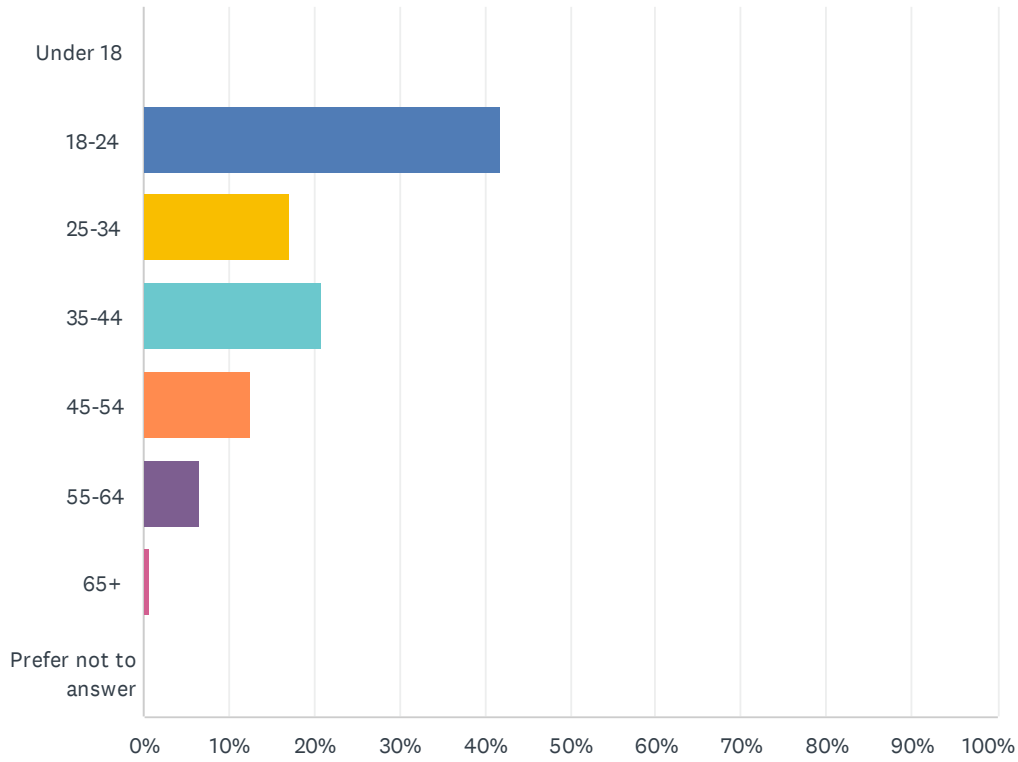
#	OTHER (PLEASE SPECIFY)	DATE
1	black	3/25/2025 6:09 PM
2	African /American	3/16/2025 6:54 PM
3	dominican republic	3/14/2025 12:07 AM
4	mixed race	3/13/2025 6:46 PM
5	latino	3/13/2025 6:21 PM
6	Black african american	3/13/2025 3:11 PM
7	hispanic	3/12/2025 10:42 PM

The College of Westchester Campus Climate Survey for Students: 2025

8	african american	3/12/2025 6:50 PM
9	dominican	3/12/2025 4:00 PM
10	African American	3/12/2025 3:30 PM
11	LATIN	3/12/2025 1:18 PM
12	African American	3/12/2025 12:45 PM
13	PuertoRican	3/11/2025 11:13 PM
14	African American	3/11/2025 3:36 PM
15	Black American	3/11/2025 1:48 PM
16	African American	3/11/2025 9:43 AM
17	African American/ Black	3/11/2025 9:32 AM
18	American	3/11/2025 12:41 AM
19	White	3/10/2025 7:45 PM
20	Latina	3/10/2025 7:14 PM
21	caribbean	3/10/2025 2:59 PM
22	American	3/10/2025 1:52 PM
23	Bajan American	3/10/2025 12:51 PM
24	hispanic/latino	3/10/2025 12:41 PM
25	Hispanic	3/10/2025 12:27 PM
26	Hispanic/Latino	3/10/2025 12:05 PM
27	Black	3/10/2025 11:42 AM
28	West Indian	3/10/2025 11:42 AM
29	White	3/10/2025 11:21 AM
30	Latino	3/10/2025 11:14 AM
31	Hispanic and american	3/10/2025 11:14 AM
32	Black American	3/10/2025 10:59 AM
33	Hispanic	3/10/2025 10:45 AM
34	Hispanic/Latino	3/10/2025 10:15 AM
35	Black American	3/10/2025 10:11 AM
36	African American and Italian	3/10/2025 9:40 AM
37	Nigerian-American	3/10/2025 9:31 AM
38	Jamaican	3/10/2025 9:22 AM
39	Latinx and asian	3/10/2025 9:18 AM

### Q3 Age

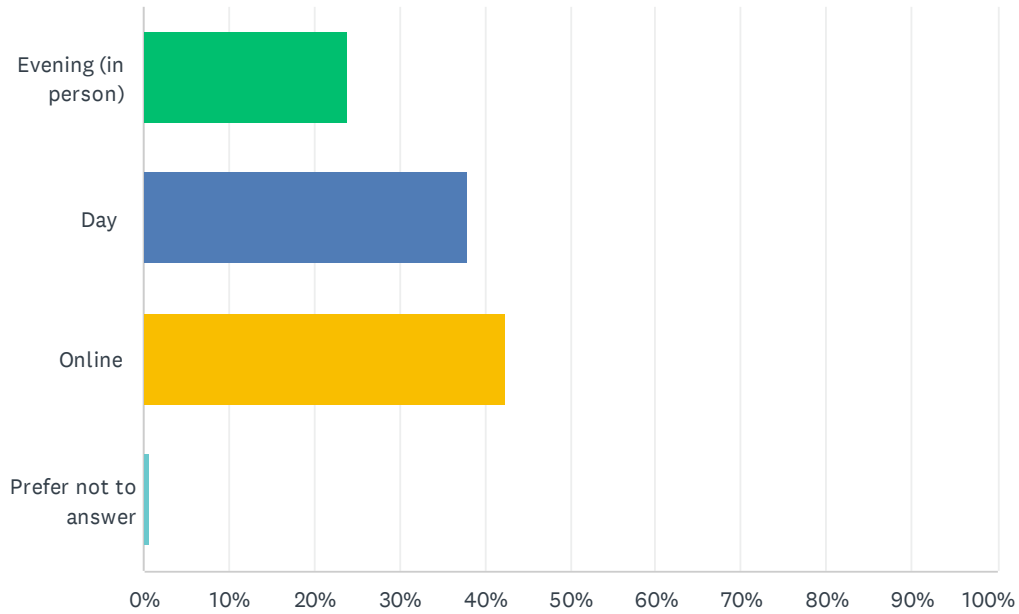
Answered: 134 Skipped: 0



ANSWER CHOICES	RESPONSES	
Under 18	0.00%	0
18-24	41.79%	56
25-34	17.16%	23
35-44	20.90%	28
45-54	12.69%	17
55-64	6.72%	9
65+	0.75%	1
Prefer not to answer	0.00%	0
<b>TOTAL</b>		<b>134</b>

## Q4 Student Status

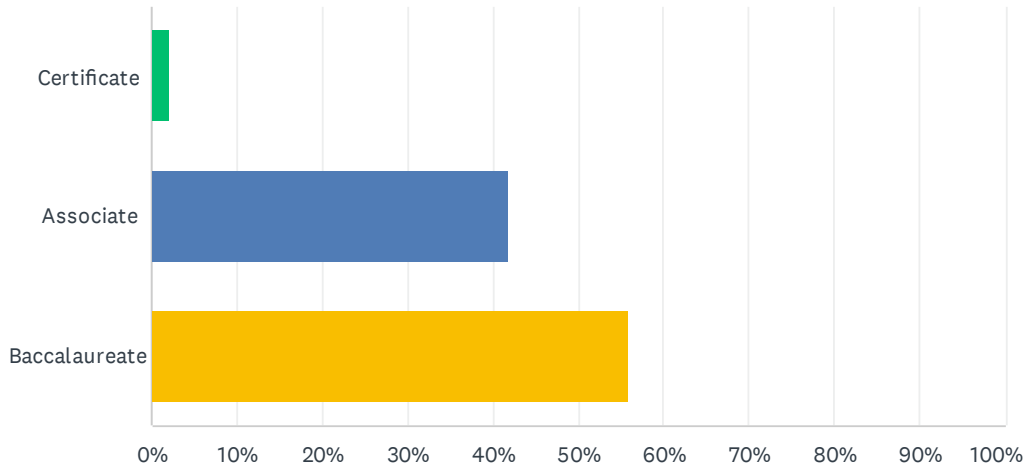
Answered: 134 Skipped: 0



ANSWER CHOICES	RESPONSES	
Evening (in person)	23.88%	32
Day	38.06%	51
Online	42.54%	57
Prefer not to answer	0.75%	1
Total Respondents: 134		

## Q5 Degree Seeking

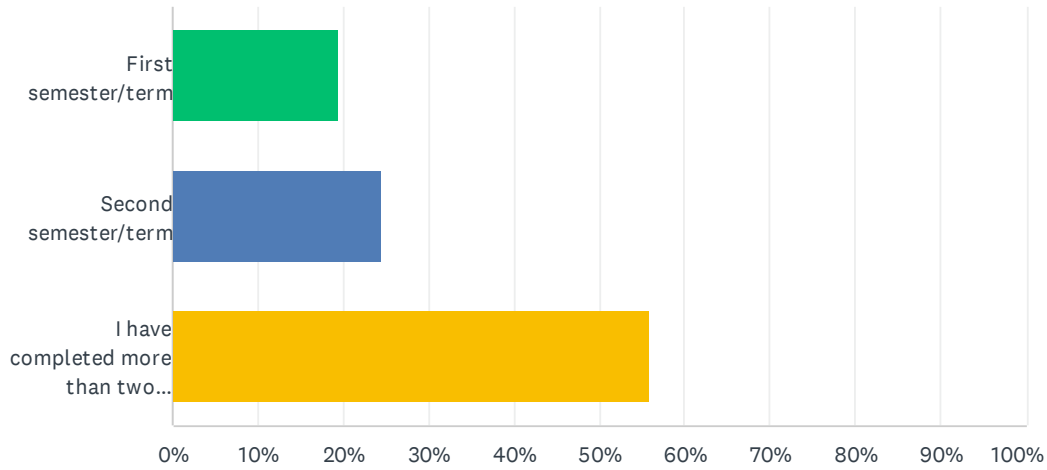
Answered: 134 Skipped: 0



ANSWER CHOICES	RESPONSES	
Certificate	2.24%	3
Associate	41.79%	56
Baccalaureate	55.97%	75
TOTAL		134

## Q6 Length of Enrollment

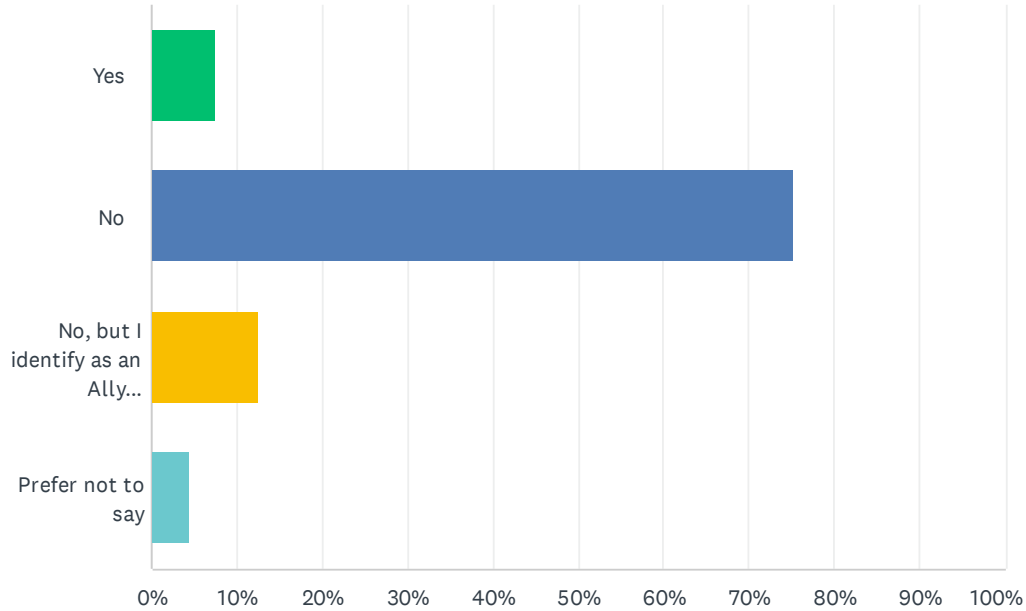
Answered: 134 Skipped: 0



ANSWER CHOICES	RESPONSES	
First semester/term	19.40%	26
Second semester/term	24.63%	33
I have completed more than two semester/terms	55.97%	75
<b>TOTAL</b>		<b>134</b>

## Q7 Do you consider yourself a member of the Lesbian, Gay, Bisexual, Transgender, Queer (LGBTQ) community?

Answered: 134 Skipped: 0

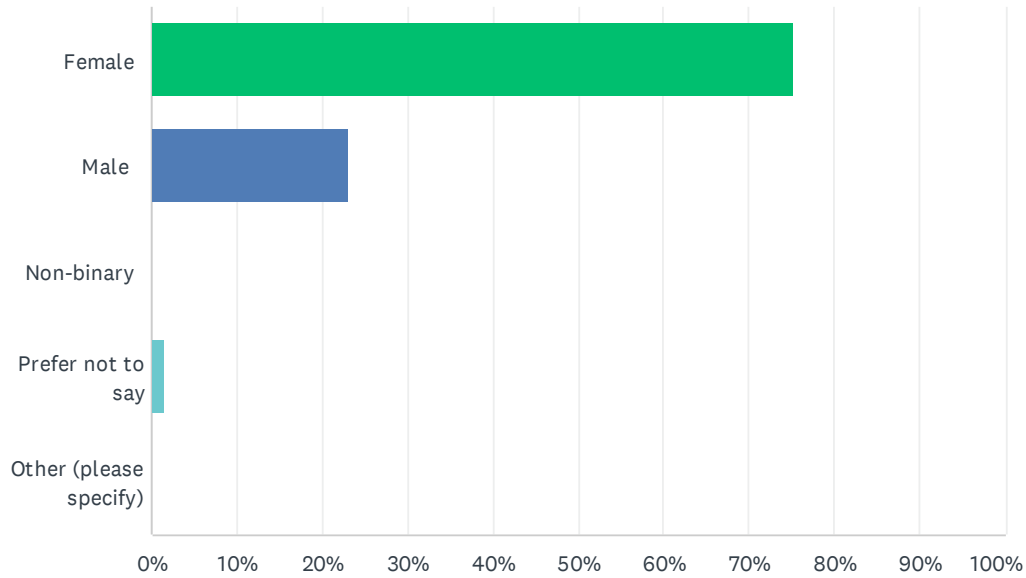


ANSWER CHOICES	RESPONSES	
Yes	7.46%	10
No	75.37%	101
No, but I identify as an Ally (supportive of LGBTQ people)	12.69%	17
Prefer not to say	4.48%	6
<b>TOTAL</b>		<b>134</b>



## Q8 What is your gender?

Answered: 134 Skipped: 0

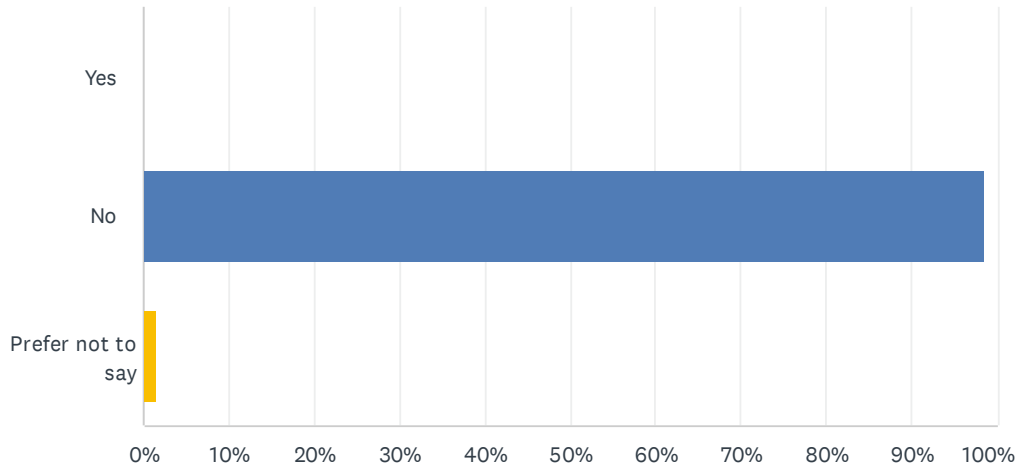


ANSWER CHOICES	RESPONSES	
Female	75.37%	101
Male	23.13%	31
Non-binary	0.00%	0
Prefer not to say	1.49%	2
Other (please specify)	0.00%	0
<b>TOTAL</b>		<b>134</b>

#	OTHER (PLEASE SPECIFY)	DATE
	There are no responses.	

## Q9 Do you identify as Transgender?

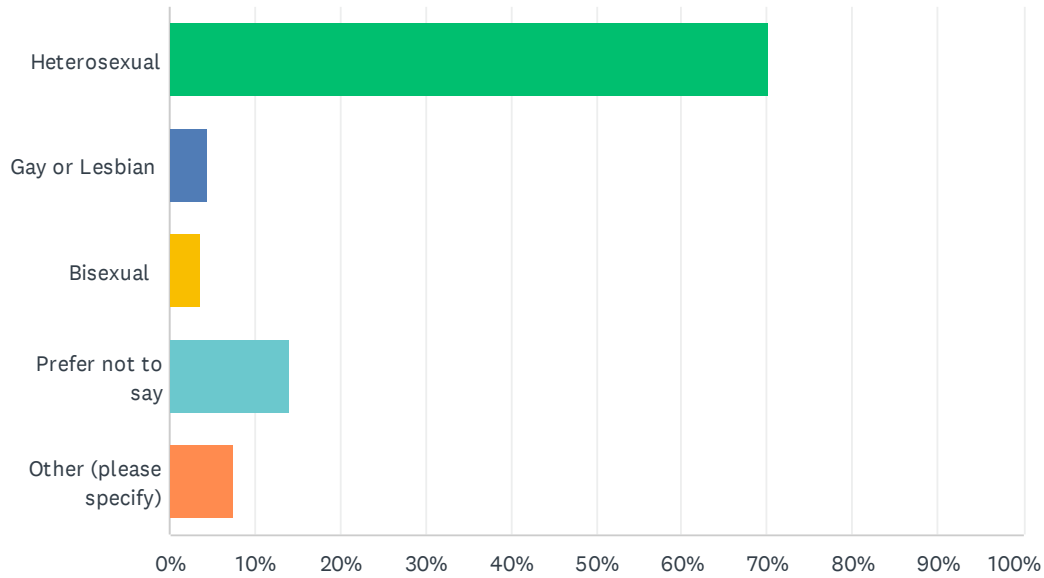
Answered: 134 Skipped: 0



ANSWER CHOICES	RESPONSES
Yes	0.00% 0
No	98.51% 132
Prefer not to say	1.49% 2
<b>TOTAL</b>	<b>134</b>

## Q10 What is your Sexual Orientation?

Answered: 134 Skipped: 0

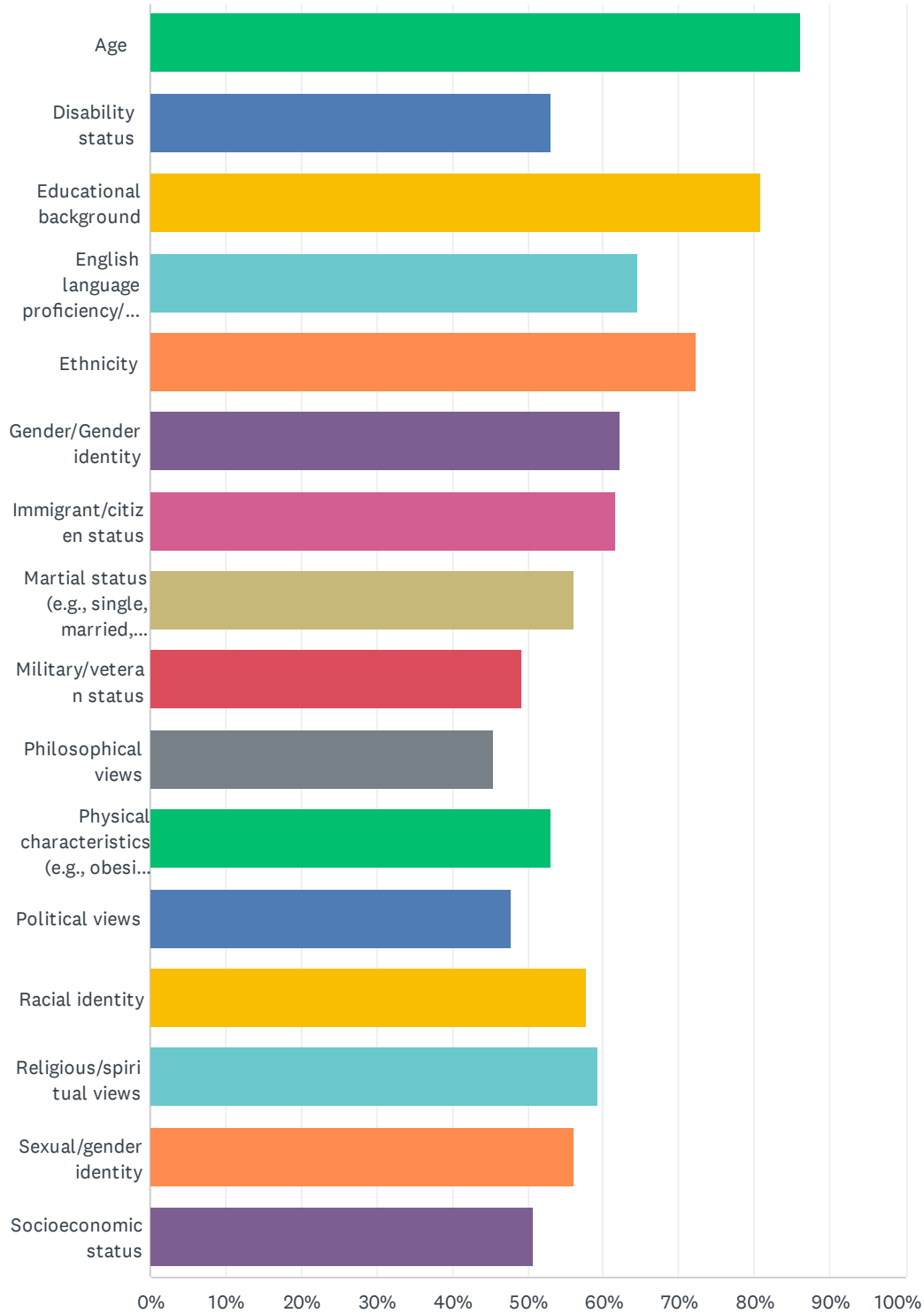


ANSWER CHOICES	RESPONSES	
Heterosexual	70.15%	94
Gay or Lesbian	4.48%	6
Bisexual	3.73%	5
Prefer not to say	14.18%	19
Other (please specify)	7.46%	10
<b>TOTAL</b>		<b>134</b>

#	OTHER (PLEASE SPECIFY)	DATE
1	straight. theses questions are wrong for a school suvey these days.	3/25/2025 6:09 PM
2	Straight men	3/24/2025 4:47 PM
3	Straight	3/24/2025 12:41 PM
4	I only date female	3/24/2025 12:21 PM
5	NONE	3/17/2025 9:37 PM
6	striaght	3/12/2025 4:00 PM
7	Straight	3/10/2025 3:43 PM
8	None of your business	3/10/2025 12:33 PM
9	Straight	3/10/2025 11:50 AM
10	nun of the above	3/10/2025 9:36 AM

# Q11 CW is a welcoming place to attend class based on a person's: (Choose as many as appropriate)

Answered: 130 Skipped: 4

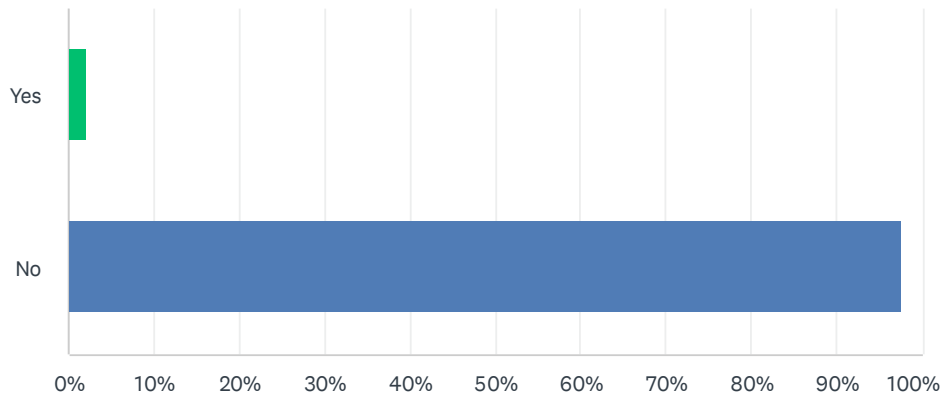


The College of Westchester Campus Climate Survey for Students: 2025

ANSWER CHOICES	RESPONSES	
Age	86.15%	112
Disability status	53.08%	69
Educational background	80.77%	105
English language proficiency/accent	64.62%	84
Ethnicity	72.31%	94
Gender/Gender identity	62.31%	81
Immigrant/citizen status	61.54%	80
Marital status (e.g., single, married, partnered, etc.)	56.15%	73
Military/veteran status	49.23%	64
Philosophical views	45.38%	59
Physical characteristics (e.g., obesity, tattoos, etc.)	53.08%	69
Political views	47.69%	62
Racial identity	57.69%	75
Religious/spiritual views	59.23%	77
Sexual/gender identity	56.15%	73
Socioeconomic status	50.77%	66
Total Respondents: 130		

**Q12 Within the past year, have you observed any behavior or communications directed toward a person or group of people at CW that you believe has created an exclusionary (e.g., shunned, ignored), intimidating, offensive and/or hostile (bullied, harassing) working or learning environment?**

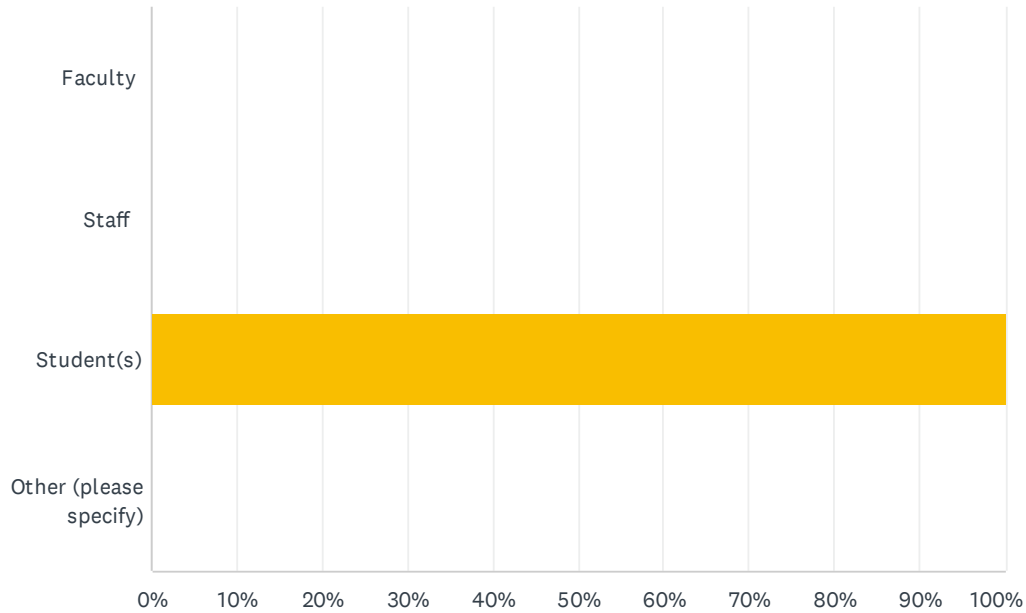
Answered: 134 Skipped: 0



ANSWER CHOICES	RESPONSES	
Yes	2.24%	3
No	97.76%	131
TOTAL		134

### Q13 Who were the targets of the behavior?(Choose as many as appropriate)

Answered: 3 Skipped: 131

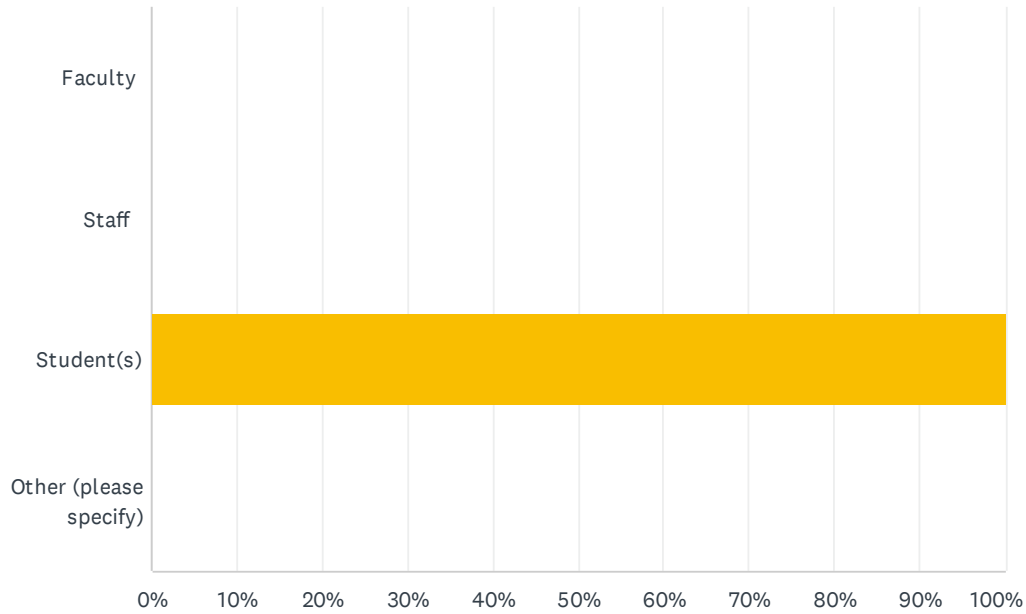


ANSWER CHOICES	RESPONSES
Faculty	0.00% 0
Staff	0.00% 0
Student(s)	100.00% 3
Other (please specify)	0.00% 0
Total Respondents: 3	

#	OTHER (PLEASE SPECIFY)	DATE
	There are no responses.	

### Q14 Who was the source of this behavior?(Choose as many as you like)

Answered: 3 Skipped: 131



ANSWER CHOICES	RESPONSES
Faculty	0.00% 0
Staff	0.00% 0
Student(s)	100.00% 3
Other (please specify)	0.00% 0
Total Respondents: 3	

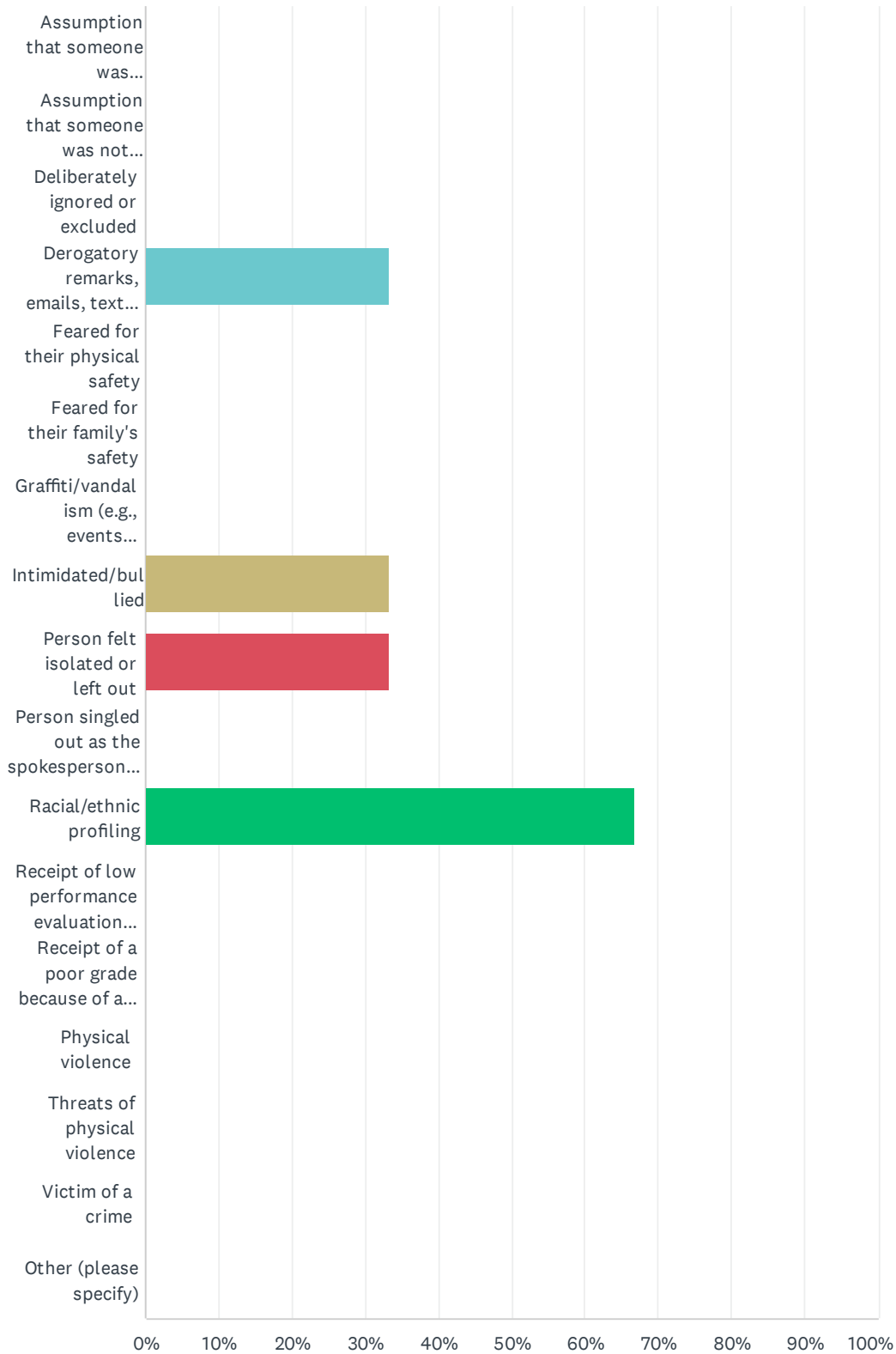
#	OTHER (PLEASE SPECIFY)	DATE
There are no responses.		



**Q15 What forms of behavior have you observed or personally been made aware of?(Choose as many as appropriate)**

Answered: 3 Skipped: 131

# The College of Westchester Campus Climate Survey for Students: 2025



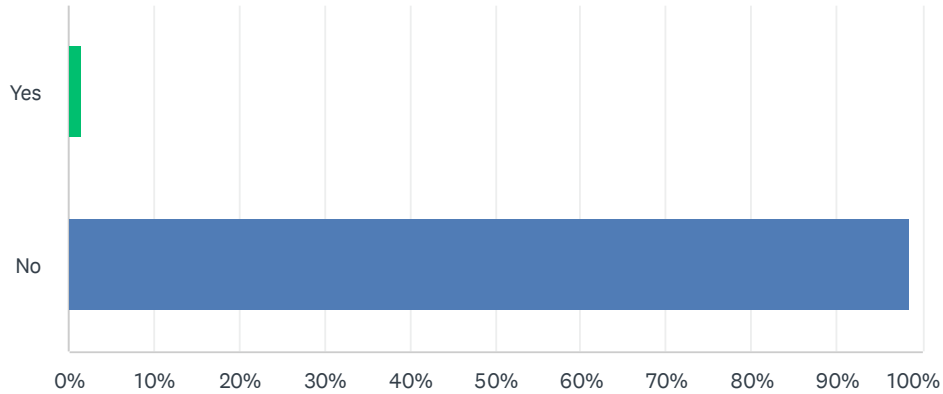
The College of Westchester Campus Climate Survey for Students: 2025

ANSWER CHOICES	RESPONSES	
Assumption that someone was admitted/hired/promoted based on his/her identity group	0.00%	0
Assumption that someone was not admitted/hired/promoted based on his/her identity group	0.00%	0
Deliberately ignored or excluded	0.00%	0
Derogatory remarks, emails, text messages, social media posts, phone calls, or other written messages	33.33%	1
Feared for their physical safety	0.00%	0
Feared for their family's safety	0.00%	0
Graffiti/vandalism (e.g., events advertisement removed or defaced)	0.00%	0
Intimidated/bullied	33.33%	1
Person felt isolated or left out	33.33%	1
Person singled out as the spokesperson for their identity group	0.00%	0
Racial/ethnic profiling	66.67%	2
Receipt of low performance evaluation because of a hostile working environment	0.00%	0
Receipt of a poor grade because of a hostile classroom environment	0.00%	0
Physical violence	0.00%	0
Threats of physical violence	0.00%	0
Victim of a crime	0.00%	0
Other (please specify)	0.00%	0
Total Respondents: 3		

#	OTHER (PLEASE SPECIFY)	DATE
	There are no responses.	

Q16 Within the past year, have you personally experienced any exclusionary (e.g., being shunned or ignored), intimidating, offensive and/or hostile (bullying, harassing) behavior at CW that has influenced your ability to work or learn?

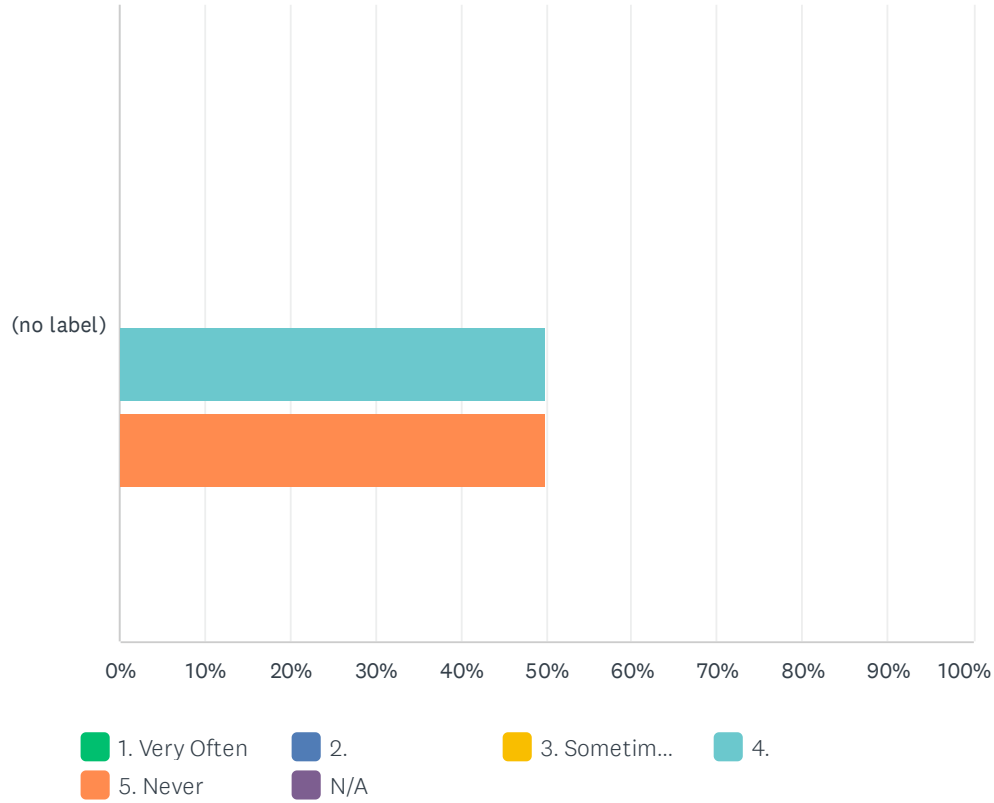
Answered: 129 Skipped: 5



ANSWER CHOICES	RESPONSES
Yes	1.55% 2
No	98.45% 127
TOTAL	129

### Q17 If you believe the negative behavior was based on Academic Performance, how often you have experienced it?

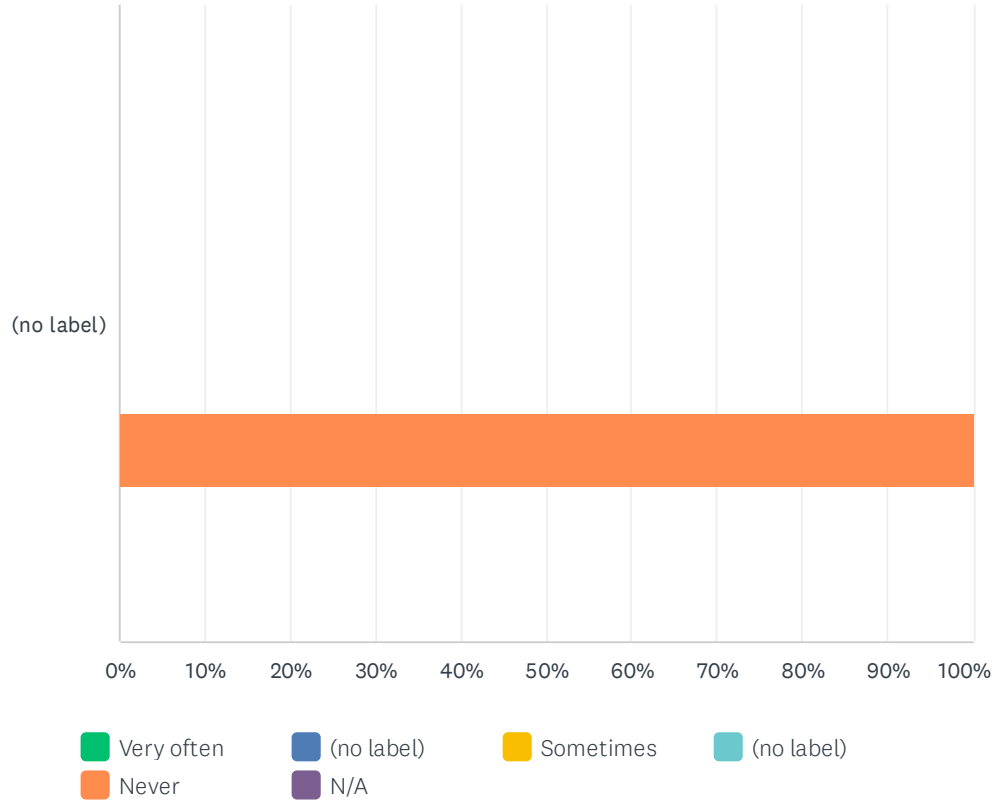
Answered: 2 Skipped: 132



	1. VERY OFTEN	2.	3. SOMETIMES	4.	5. NEVER	N/A	TOTAL	WEIGHTED AVERAGE
(no label)	0.00%	0.00%	0.00%	50.00%	50.00%	0.00%	2	4.50
	0	0	0	1	1	0		

### Q18 If you believe that the negative behavior was based upon Age, how often have you experienced it?

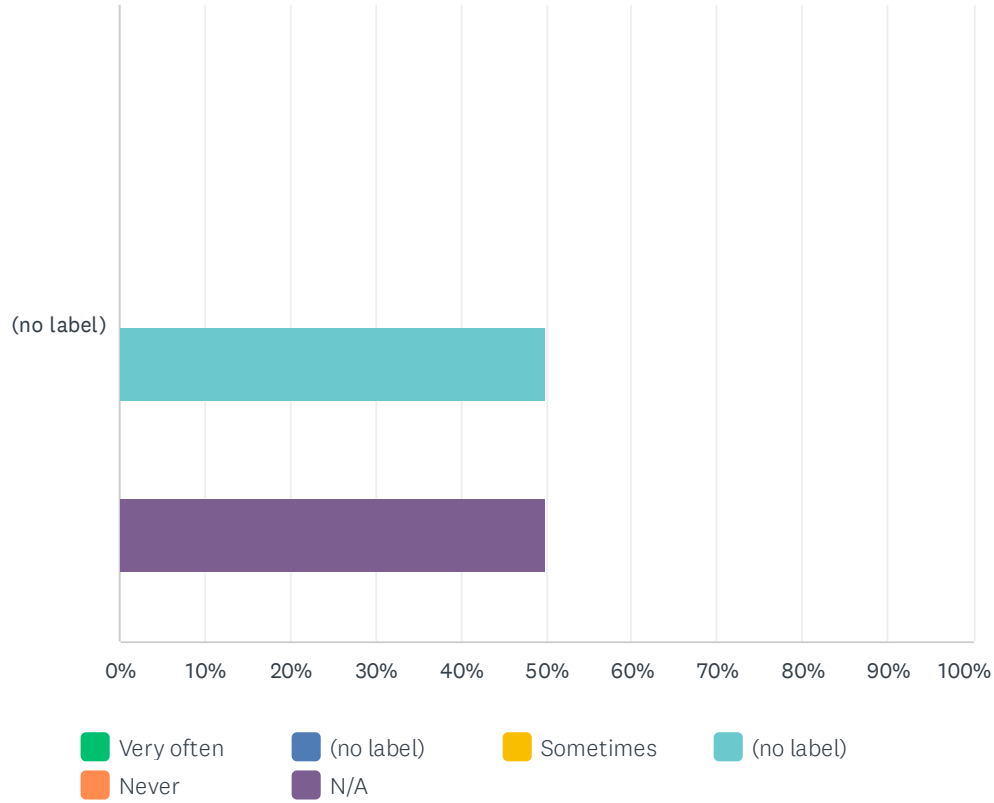
Answered: 2 Skipped: 132



	VERY OFTEN	(NO LABEL)	SOMETIMES	(NO LABEL)	NEVER	N/A	TOTAL	WEIGHTED AVERAGE
(no label)	0.00% 0	0.00% 0	0.00% 0	0.00% 0	100.00% 2	0.00% 0	2	5.00

### Q19 If you believe that the negative behavior was based upon Educational background, how often have you experienced it?

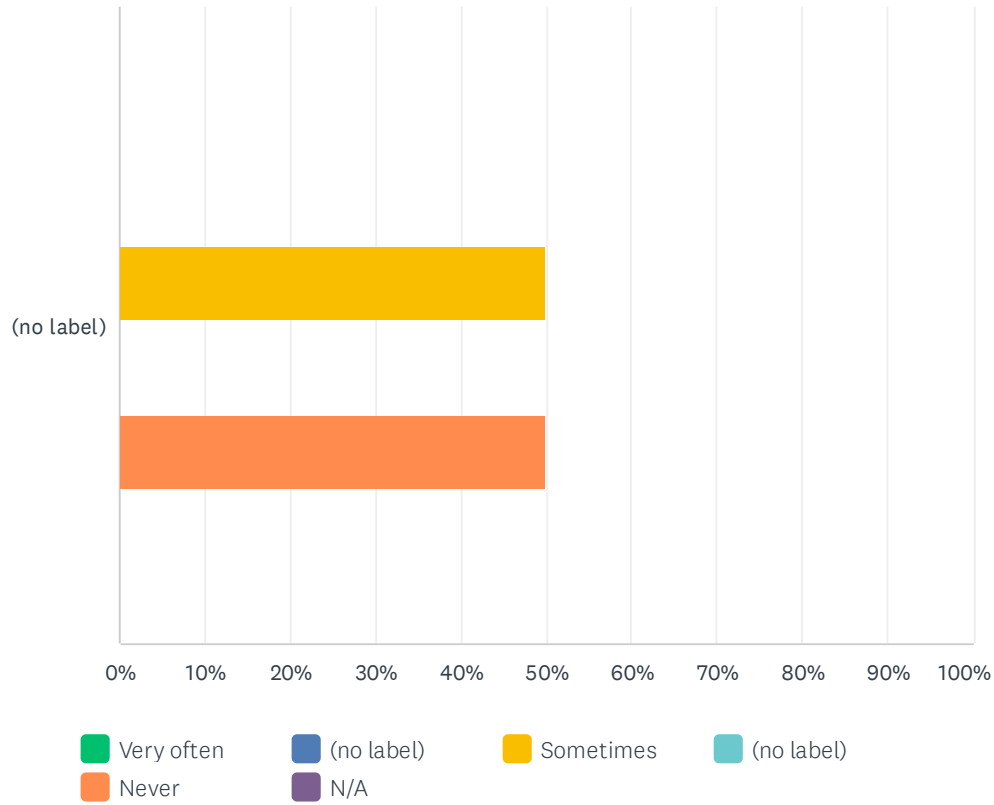
Answered: 2 Skipped: 132



	VERY OFTEN	(NO LABEL)	SOMETIMES	(NO LABEL)	NEVER	N/A	TOTAL	WEIGHTED AVERAGE
(no label)	0.00% 0	0.00% 0	0.00% 0	50.00% 1	0.00% 0	50.00% 1	2	4.00

## Q20 If you believe that the negative behavior was based upon English Language Proficiency or Accent, how often have you experienced it?

Answered: 2 Skipped: 132

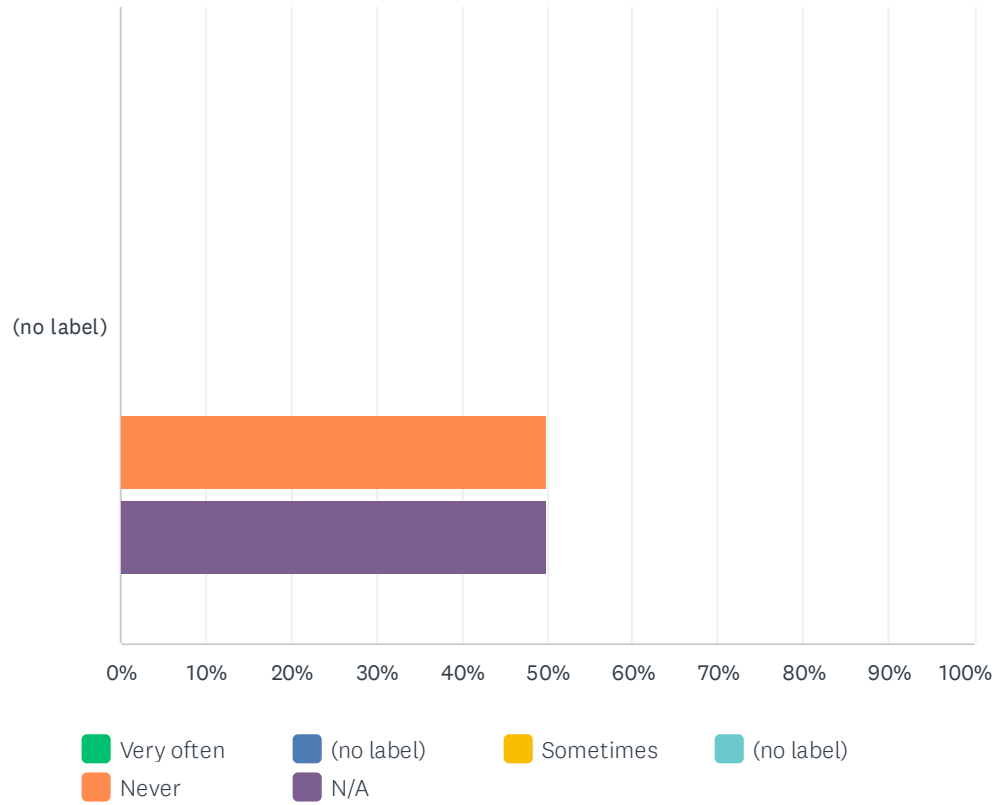


	VERY OFTEN	(NO LABEL)	SOMETIMES	(NO LABEL)	NEVER	N/A	TOTAL	WEIGHTED AVERAGE
(no label)	0.00%	0.00%	50.00%	0.00%	50.00%	0.00%	2	4.00
	0	0	1	0	1	0		



## Q21 If you believe that the negative behavior was based upon Gender Identity, how often have you experienced it?

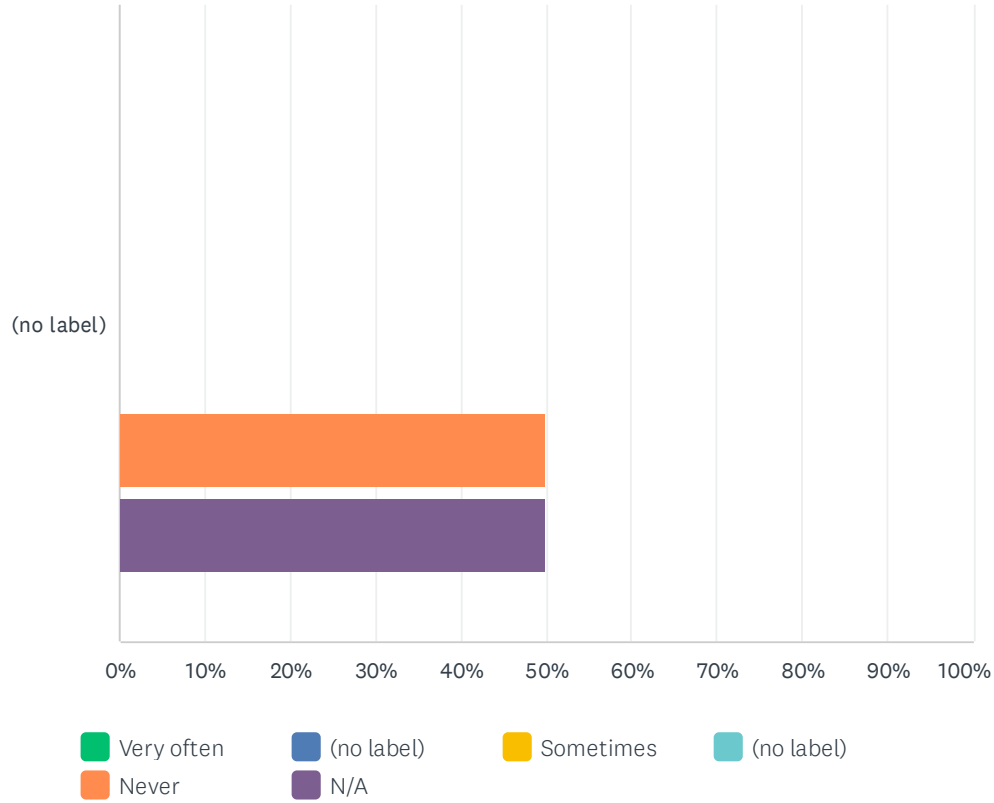
Answered: 2 Skipped: 132



	VERY OFTEN	(NO LABEL)	SOMETIMES	(NO LABEL)	NEVER	N/A	TOTAL	WEIGHTED AVERAGE
(no label)	0.00% 0	0.00% 0	0.00% 0	0.00% 0	50.00% 1	50.00% 1	2	5.00

## Q22 If you believe that the negative behavior was based upon Immigrant or Citizen Status, how often have you experienced it?

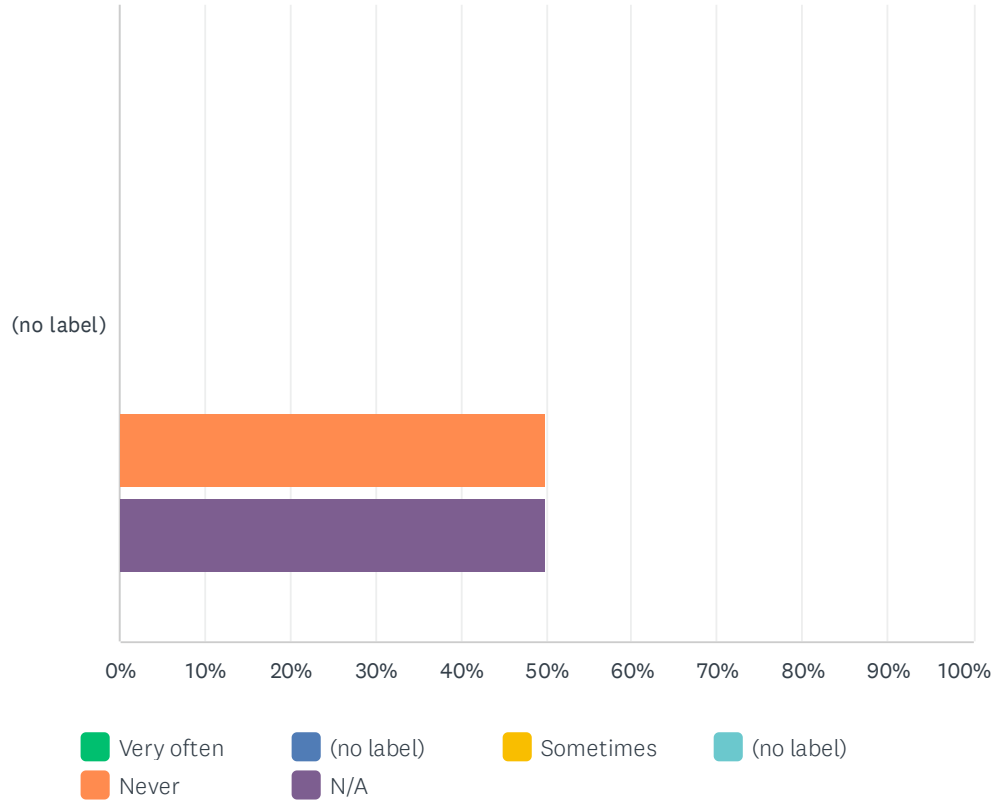
Answered: 2 Skipped: 132



	VERY OFTEN	(NO LABEL)	SOMETIMES	(NO LABEL)	NEVER	N/A	TOTAL	WEIGHTED AVERAGE
(no label)	0.00% 0	0.00% 0	0.00% 0	0.00% 0	50.00% 1	50.00% 1	2	5.00

## Q23 If you believe that the negative behavior was based upon International Status, how often have you experienced it?

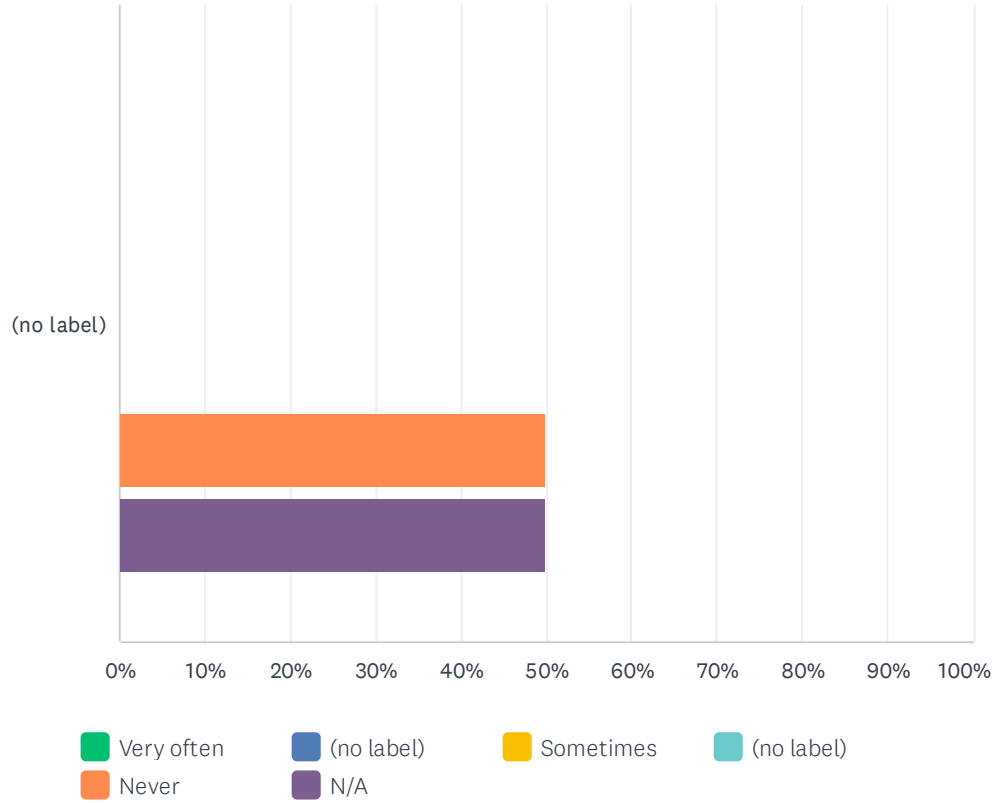
Answered: 2 Skipped: 132



	VERY OFTEN	(NO LABEL)	SOMETIMES	(NO LABEL)	NEVER	N/A	TOTAL	WEIGHTED AVERAGE
(no label)	0.00% 0	0.00% 0	0.00% 0	0.00% 0	50.00% 1	50.00% 1	2	5.00

## Q24 If you believe that the negative behavior was based upon Learning Disability, how often have you experienced it?

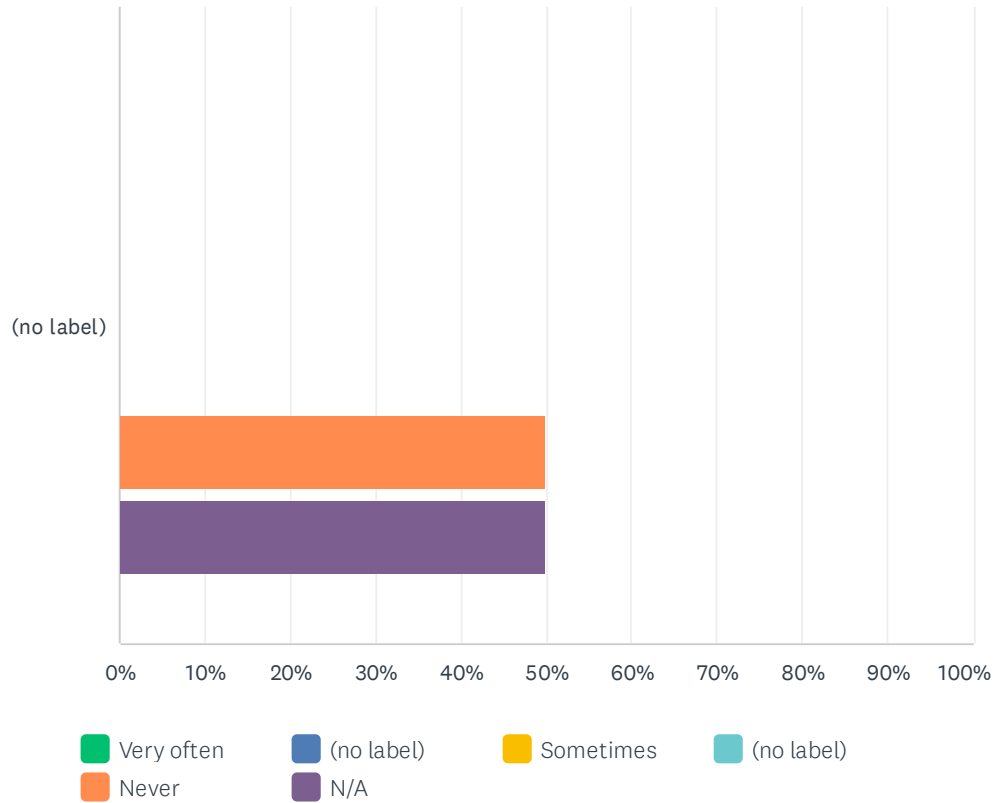
Answered: 2 Skipped: 132



	VERY OFTEN	(NO LABEL)	SOMETIMES	(NO LABEL)	NEVER	N/A	TOTAL	WEIGHTED AVERAGE
(no label)	0.00% 0	0.00% 0	0.00% 0	0.00% 0	50.00% 1	50.00% 1	2	5.00

## Q25 If you believe that the negative behavior was based upon Major Field of Study, how often have you experienced it?

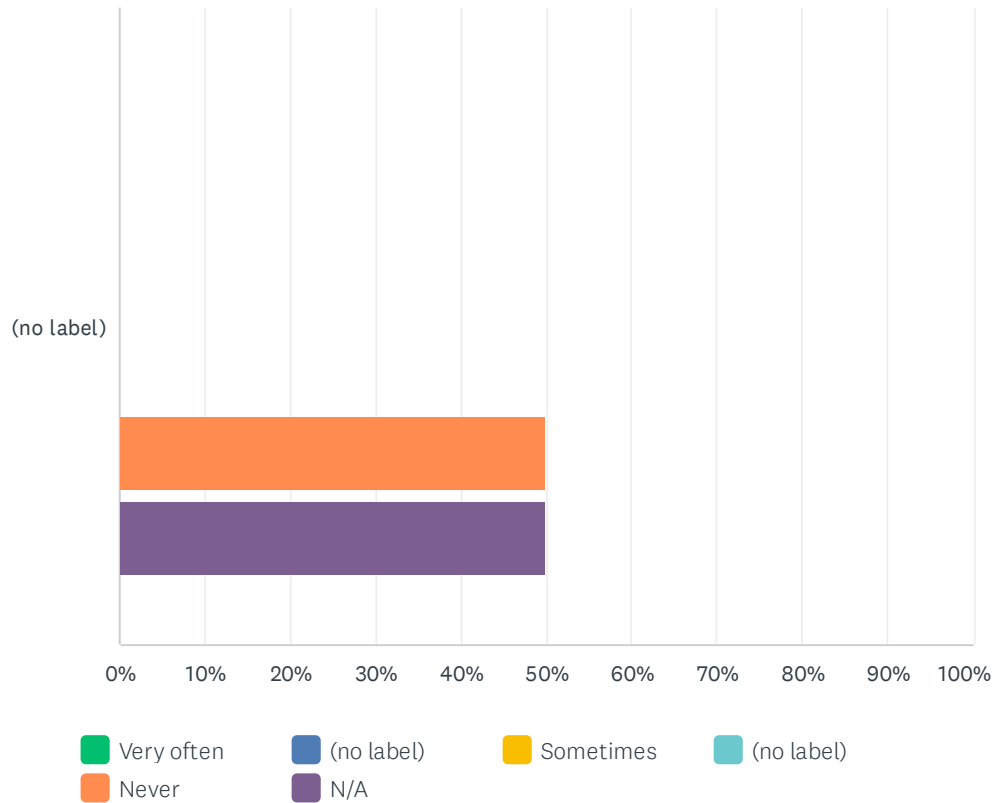
Answered: 2 Skipped: 132



	VERY OFTEN	(NO LABEL)	SOMETIMES	(NO LABEL)	NEVER	N/A	TOTAL	WEIGHTED AVERAGE
(no label)	0.00% 0	0.00% 0	0.00% 0	0.00% 0	50.00% 1	50.00% 1	2	5.00

### Q26 If you believe that the negative behavior was based upon Marital Status (e.g., single, married, partnered, etc.), how often have you experienced it?

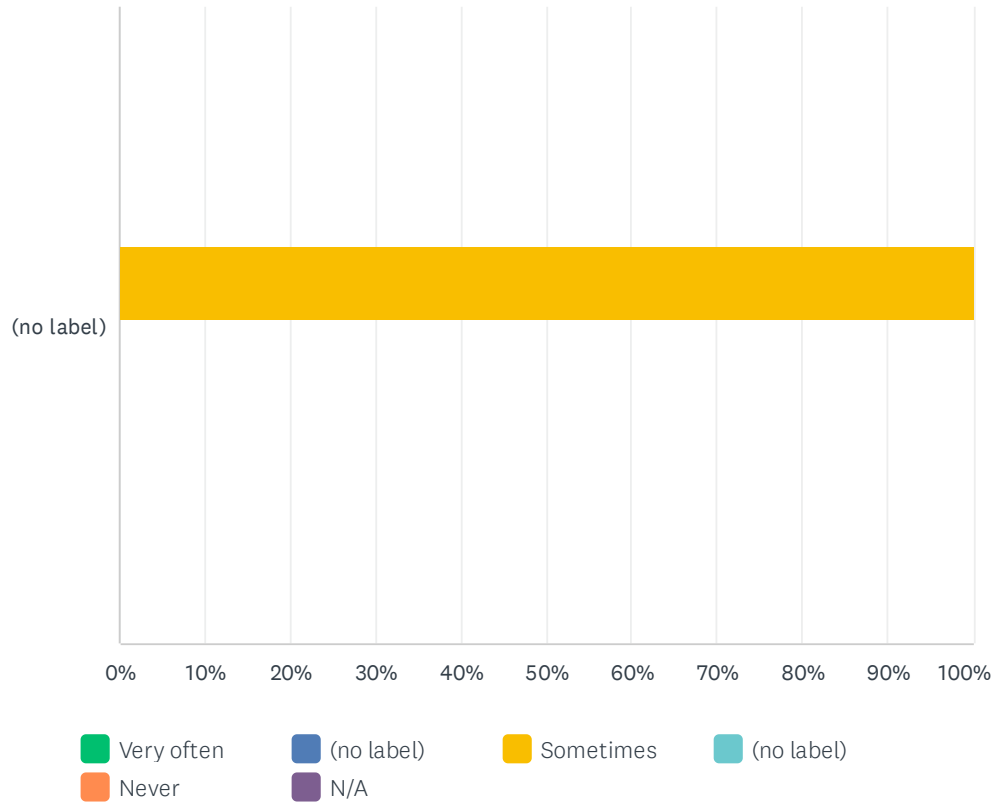
Answered: 2 Skipped: 132



	VERY OFTEN	(NO LABEL)	SOMETIMES	(NO LABEL)	NEVER	N/A	TOTAL	WEIGHTED AVERAGE
(no label)	0.00% 0	0.00% 0	0.00% 0	0.00% 0	50.00% 1	50.00% 1	2	5.00

### Q27 If you believe that the negative behavior was based upon Mental Health or Psychological Condition, how often have you experienced it?

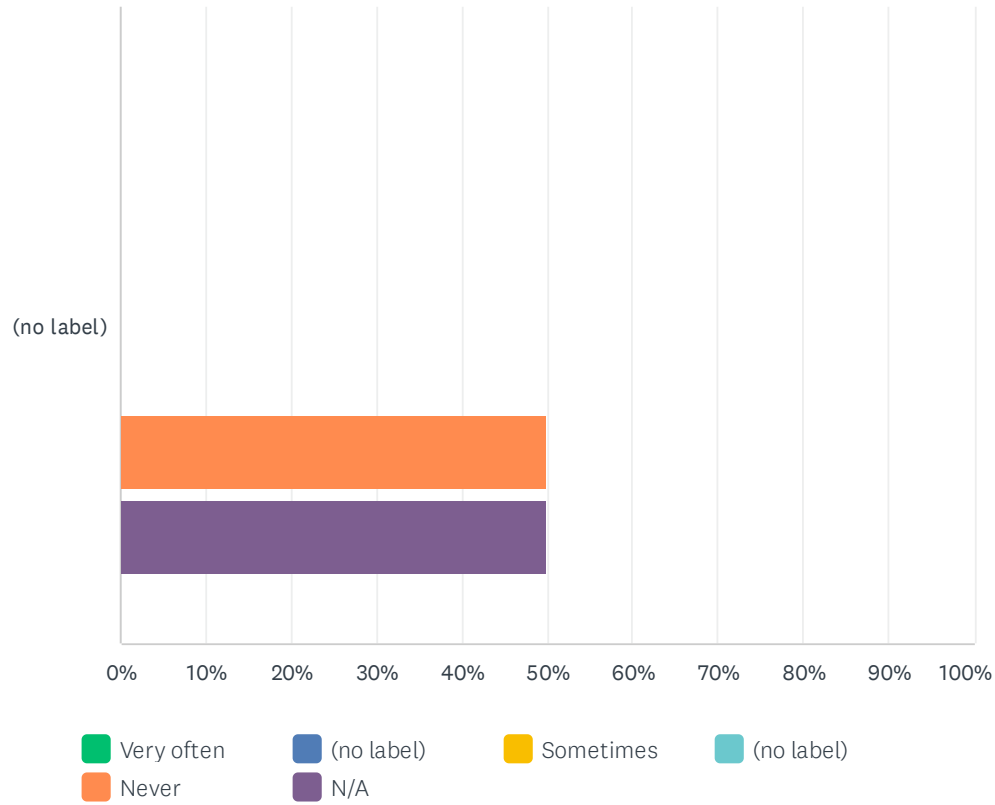
Answered: 2 Skipped: 132



	VERY OFTEN	(NO LABEL)	SOMETIMES	(NO LABEL)	NEVER	N/A	TOTAL	WEIGHTED AVERAGE
(no label)	0.00%	0.00%	100.00%	0.00%	0.00%	0.00%	2	3.00
	0	0	2	0	0	0		

## Q28 If you believe that the negative behavior was based upon Medical Condition, how often have you experienced it?

Answered: 2 Skipped: 132

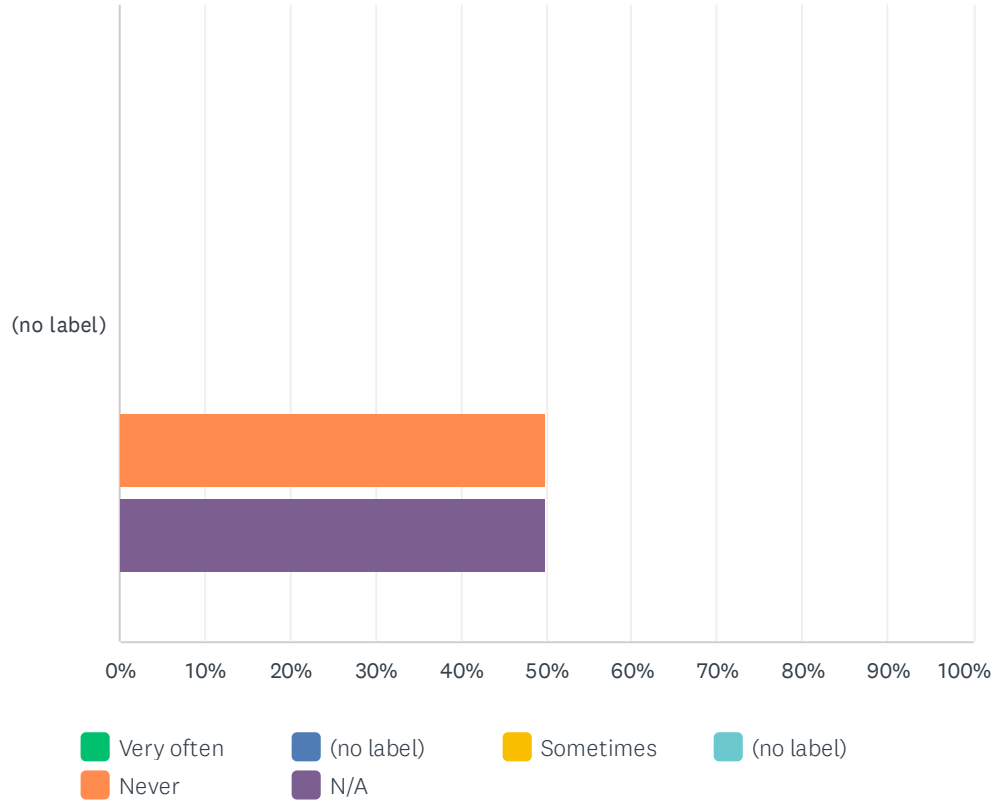


	VERY OFTEN	(NO LABEL)	SOMETIMES	(NO LABEL)	NEVER	N/A	TOTAL	WEIGHTED AVERAGE
(no label)	0.00% 0	0.00% 0	0.00% 0	0.00% 0	50.00% 1	50.00% 1	2	5.00



## Q29 If you believe that the negative behavior was based upon Military or Veteran Status, how often have you experienced it?

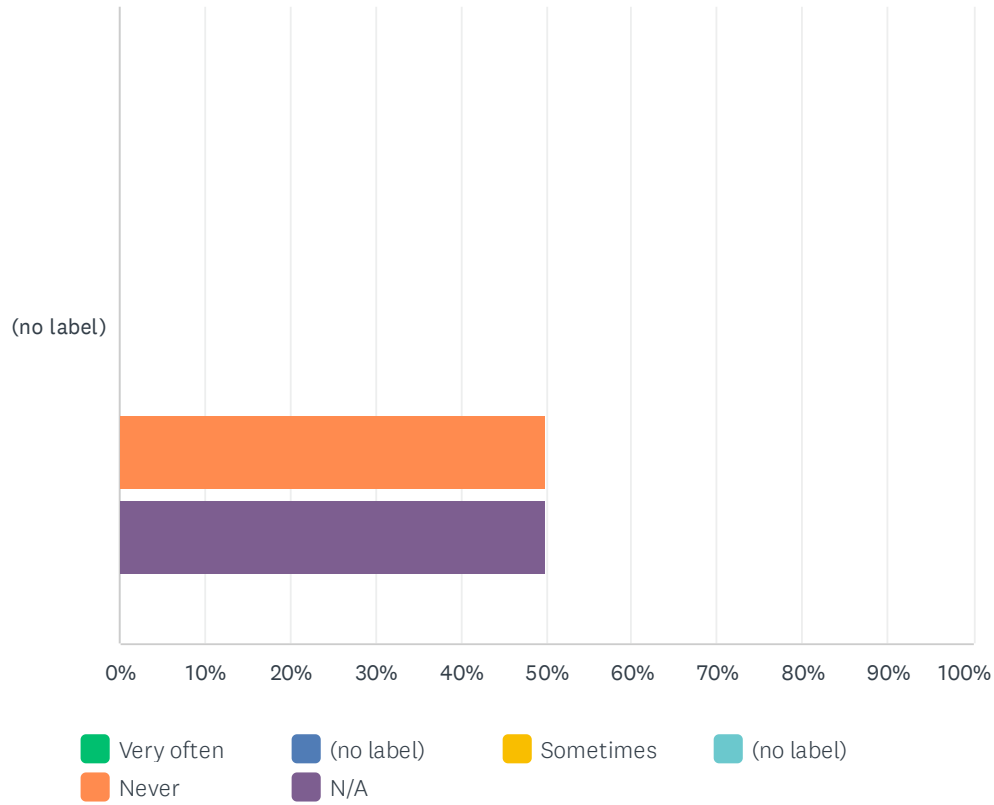
Answered: 2 Skipped: 132



	VERY OFTEN	(NO LABEL)	SOMETIMES	(NO LABEL)	NEVER	N/A	TOTAL	WEIGHTED AVERAGE
(no label)	0.00% 0	0.00% 0	0.00% 0	0.00% 0	50.00% 1	50.00% 1	2	5.00

### Q30 If you believe that the negative behavior was based upon Parental Status (e.g., having children), how often have you experienced it?

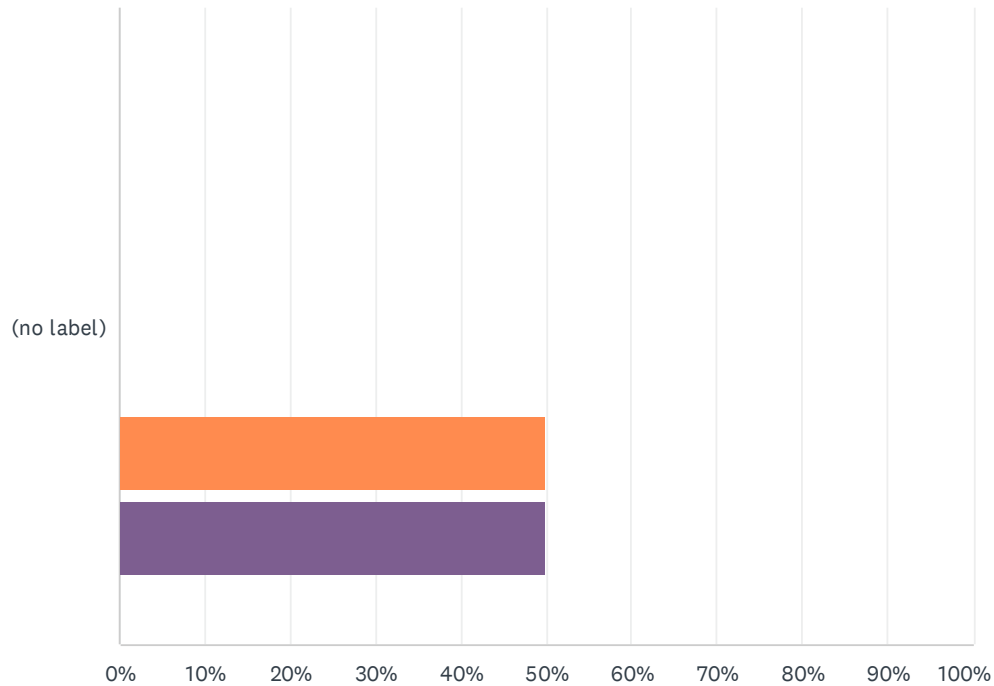
Answered: 2 Skipped: 132



	VERY OFTEN	(NO LABEL)	SOMETIMES	(NO LABEL)	NEVER	N/A	TOTAL	WEIGHTED AVERAGE
(no label)	0.00% 0	0.00% 0	0.00% 0	0.00% 0	50.00% 1	50.00% 1	2	5.00

### Q31 If you believe that the negative behavior was based upon Participation in an Organization or Team, how often have you experienced it?

Answered: 2 Skipped: 132



■ Very often     ■ (no label)     ■ Sometimes     ■ (no label)  
■ Never     ■ N/A

	VERY OFTEN	(NO LABEL)	SOMETIMES	(NO LABEL)	NEVER	N/A	TOTAL	WEIGHTED AVERAGE
(no label)	0.00% 0	0.00% 0	0.00% 0	0.00% 0	50.00% 1	50.00% 1	2	5.00

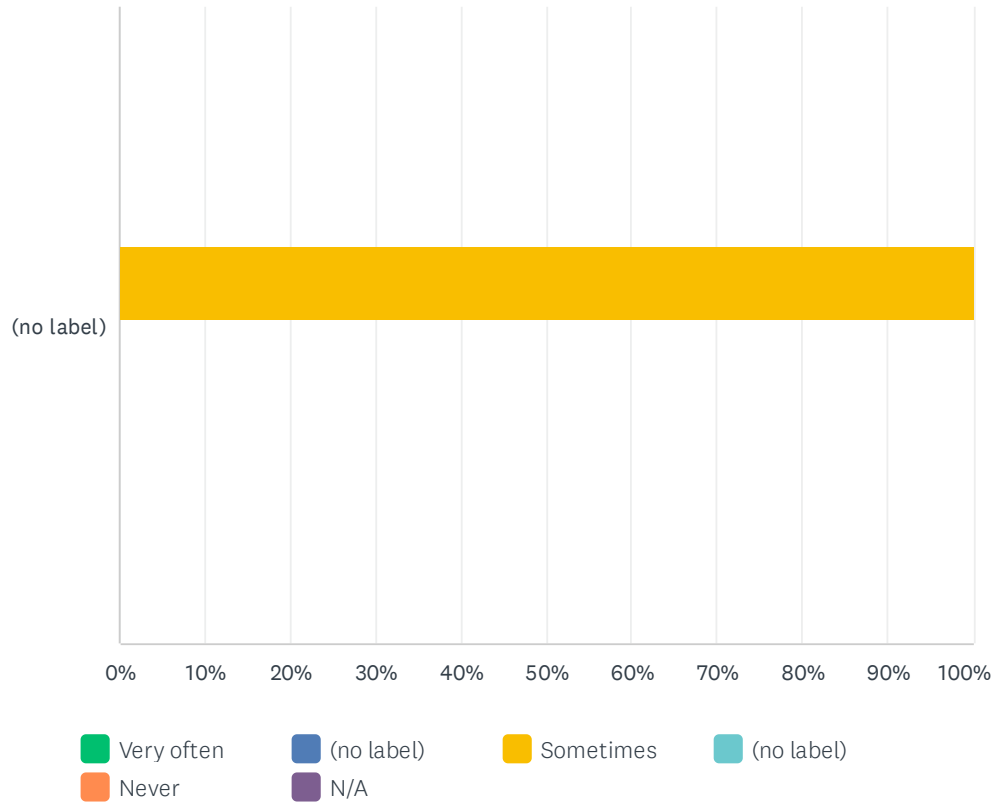
## Q32 Please specify the Organization or Team.

Answered: 2 Skipped: 132

#	RESPONSES	DATE
1	N/A	3/10/2025 11:17 AM
2	Class	3/10/2025 9:21 AM

### Q33 If you believe that the negative behavior was based upon Physical Characteristics, how often have you experienced it?

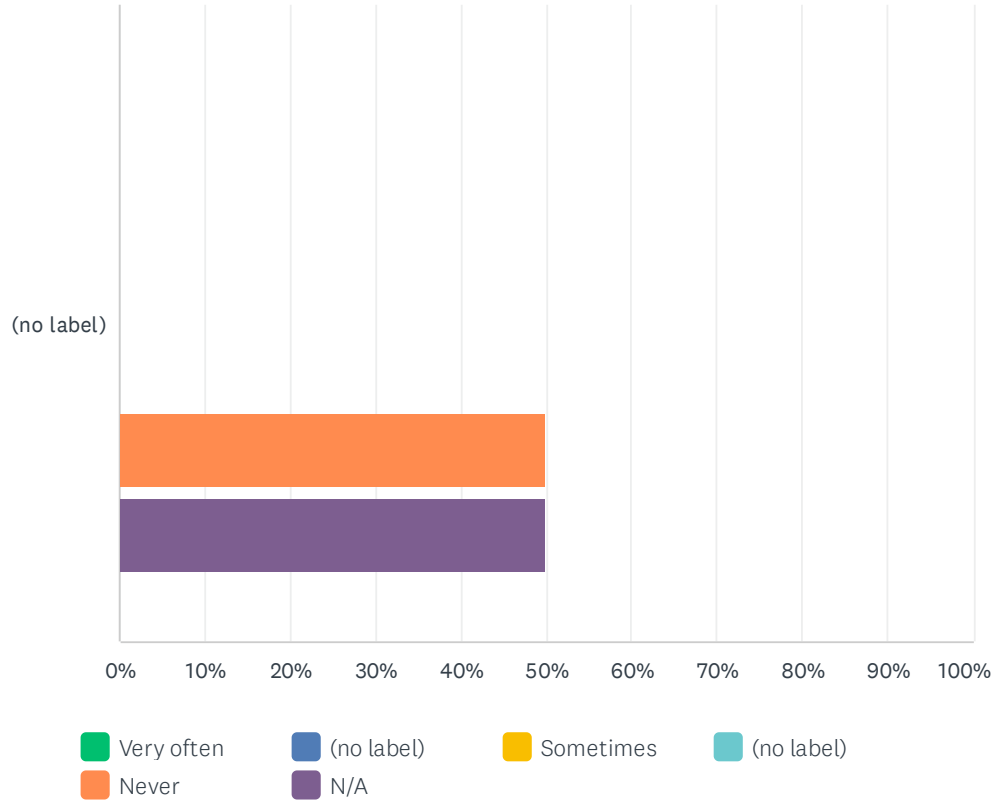
Answered: 2 Skipped: 132



	VERY OFTEN	(NO LABEL)	SOMETIMES	(NO LABEL)	NEVER	N/A	TOTAL	WEIGHTED AVERAGE
(no label)	0.00%	0.00%	100.00%	0.00%	0.00%	0.00%	2	3.00
	0	0	2	0	0	0		

### Q34 If you believe that the negative behavior was based upon Physical Disability, how often have you experienced it?

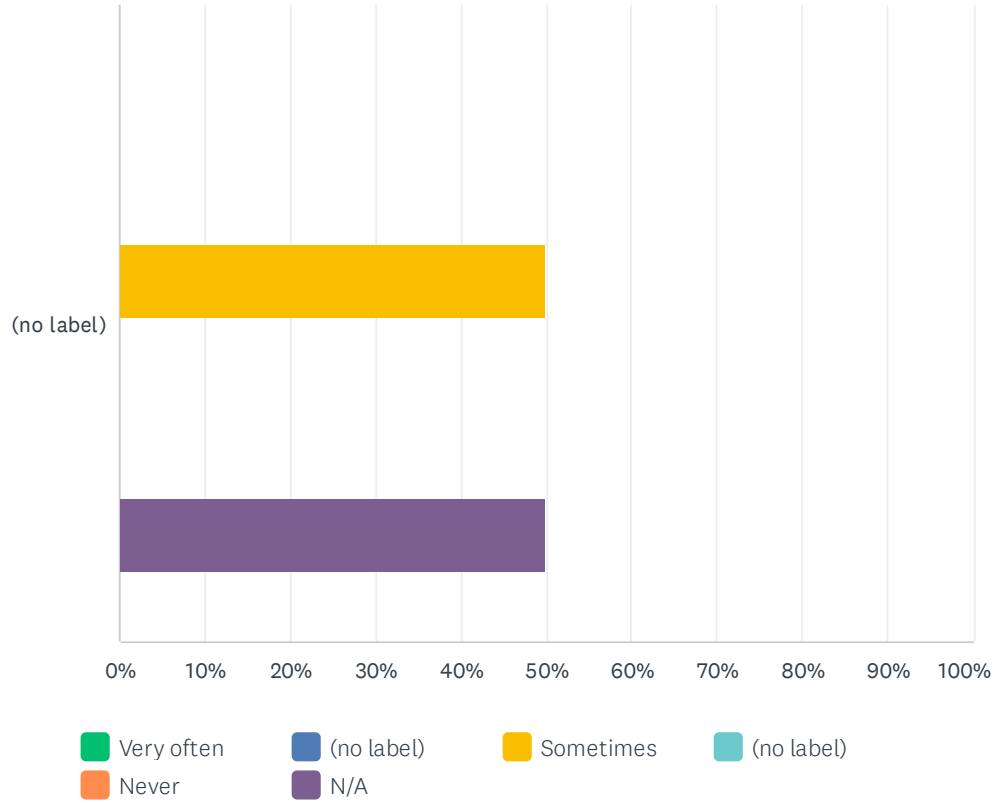
Answered: 2 Skipped: 132



	VERY OFTEN	(NO LABEL)	SOMETIMES	(NO LABEL)	NEVER	N/A	TOTAL	WEIGHTED AVERAGE
(no label)	0.00% 0	0.00% 0	0.00% 0	0.00% 0	50.00% 1	50.00% 1	2	5.00

### Q35 If you believe that the negative behavior was based upon Philosophical Views, how often have you experienced it?

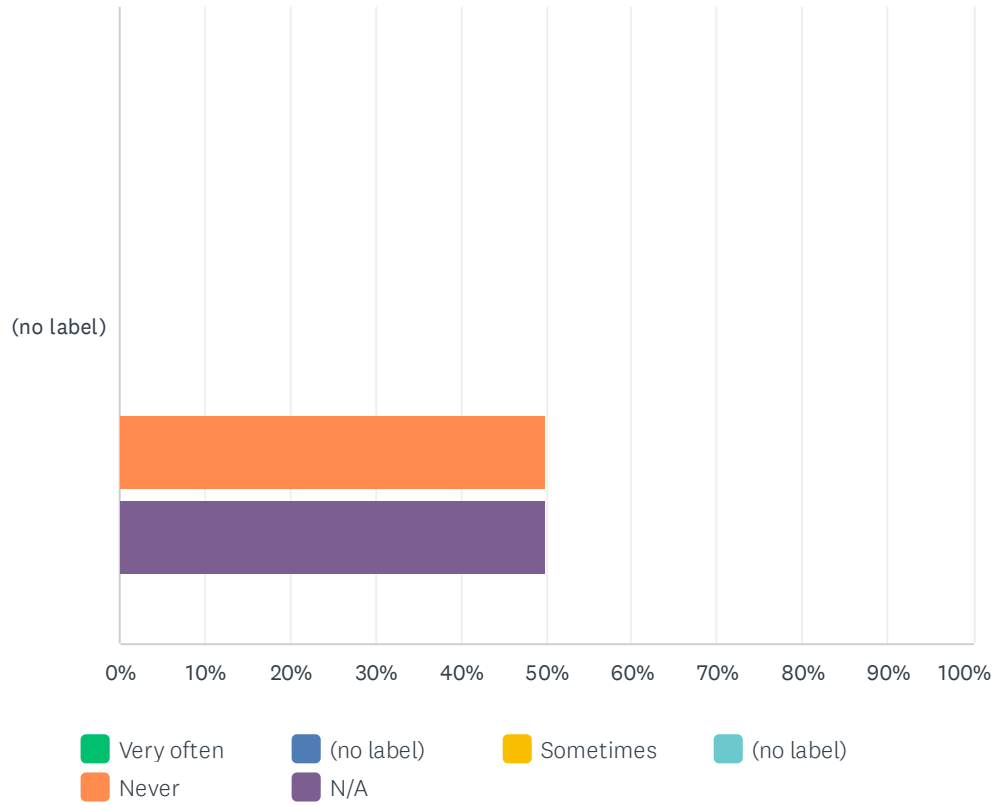
Answered: 2 Skipped: 132



	VERY OFTEN	(NO LABEL)	SOMETIMES	(NO LABEL)	NEVER	N/A	TOTAL	WEIGHTED AVERAGE
(no label)	0.00% 0	0.00% 0	50.00% 1	0.00% 0	0.00% 0	50.00% 1	2	3.00

### Q36 If you believe that the negative behavior was based upon Political Views, how often have you experienced it?

Answered: 2 Skipped: 132

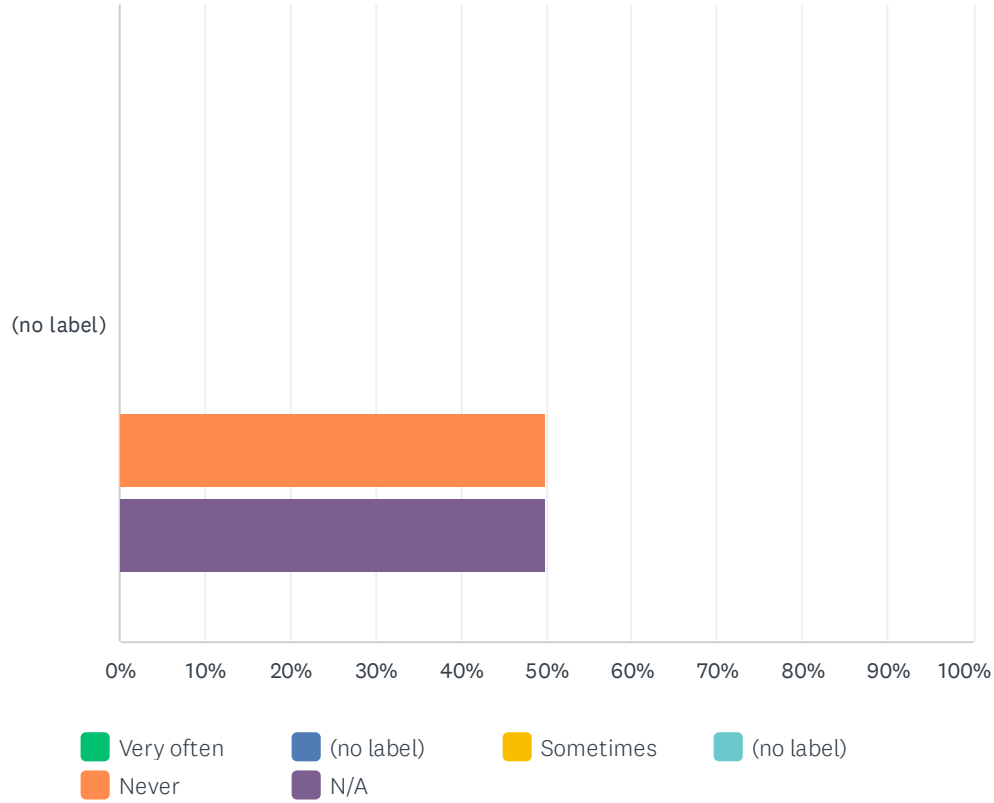


	VERY OFTEN	(NO LABEL)	SOMETIMES	(NO LABEL)	NEVER	N/A	TOTAL	WEIGHTED AVERAGE
(no label)	0.00% 0	0.00% 0	0.00% 0	0.00% 0	50.00% 1	50.00% 1	2	5.00



### Q37 If you believe that the negative behavior was based upon Pregnancy, how often have you experienced it?

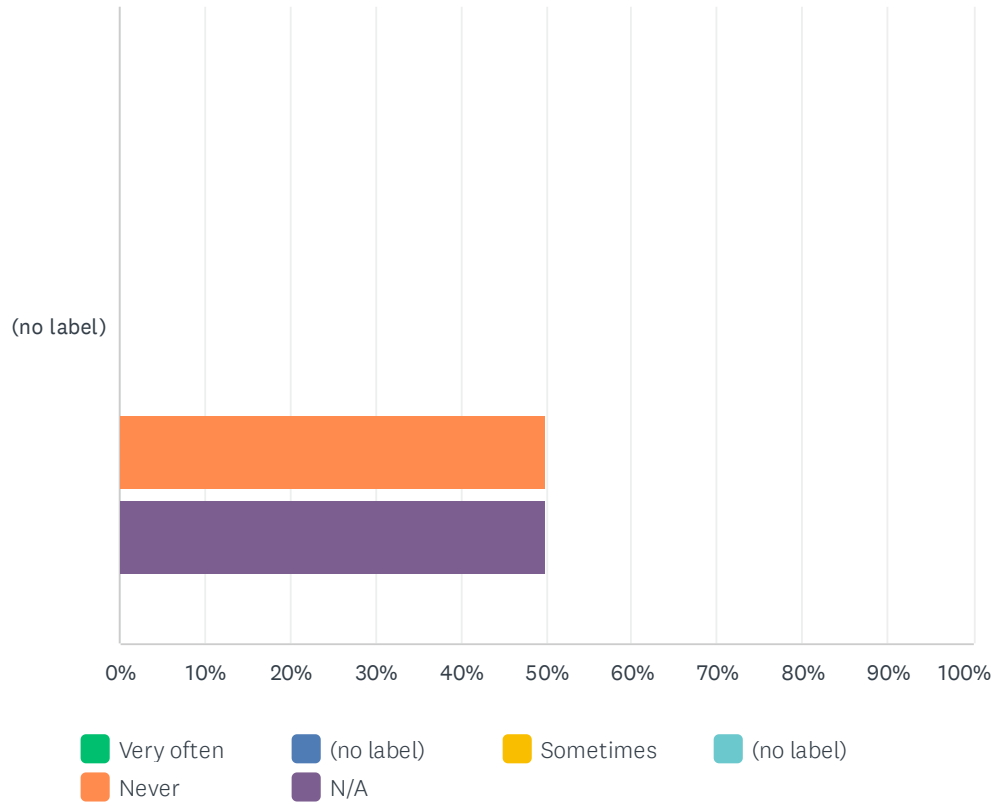
Answered: 2 Skipped: 132



	VERY OFTEN	(NO LABEL)	SOMETIMES	(NO LABEL)	NEVER	N/A	TOTAL	WEIGHTED AVERAGE
(no label)	0.00% 0	0.00% 0	0.00% 0	0.00% 0	50.00% 1	50.00% 1	2	5.00

### Q38 If you believe that the negative behavior was based upon Racial Identity, how often have you experienced it?

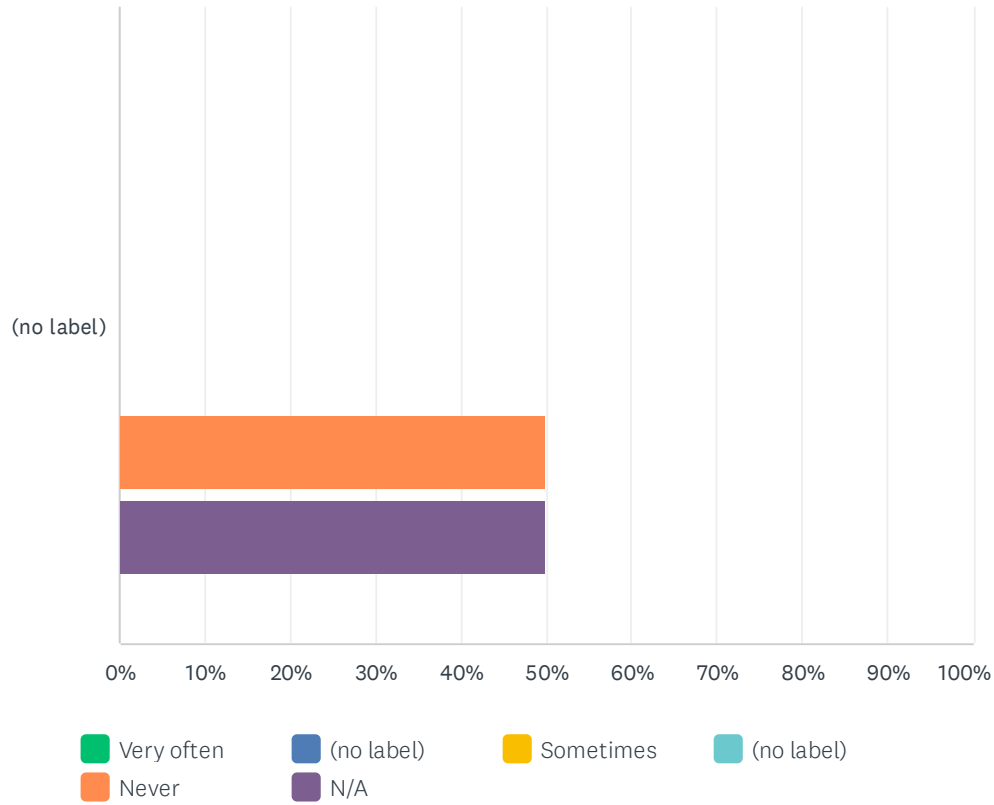
Answered: 2 Skipped: 132



	VERY OFTEN	(NO LABEL)	SOMETIMES	(NO LABEL)	NEVER	N/A	TOTAL	WEIGHTED AVERAGE
(no label)	0.00% 0	0.00% 0	0.00% 0	0.00% 0	50.00% 1	50.00% 1	2	5.00

### Q39 If you believe that the negative behavior was based upon Re-entry Status (e.g., from incarceration), how often have you experienced it?

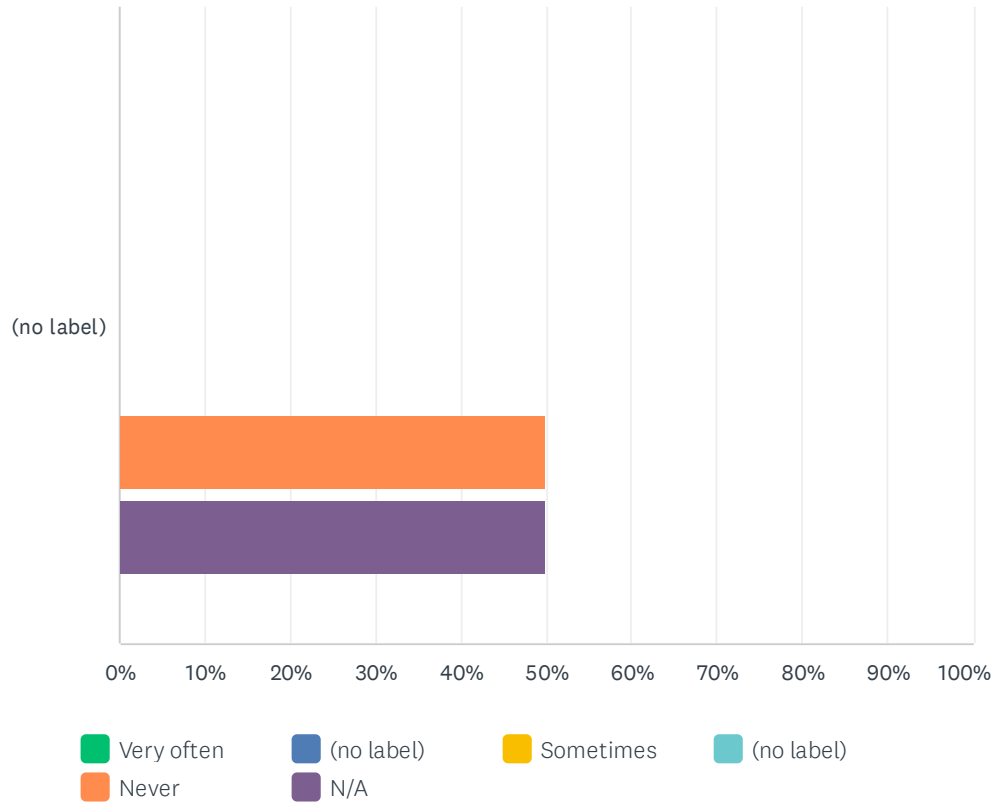
Answered: 2 Skipped: 132



	VERY OFTEN	(NO LABEL)	SOMETIMES	(NO LABEL)	NEVER	N/A	TOTAL	WEIGHTED AVERAGE
(no label)	0.00% 0	0.00% 0	0.00% 0	0.00% 0	50.00% 1	50.00% 1	2	5.00

### Q40 If you believe that the negative behavior was based upon Religious or Spiritual Views, how often have you experienced it?

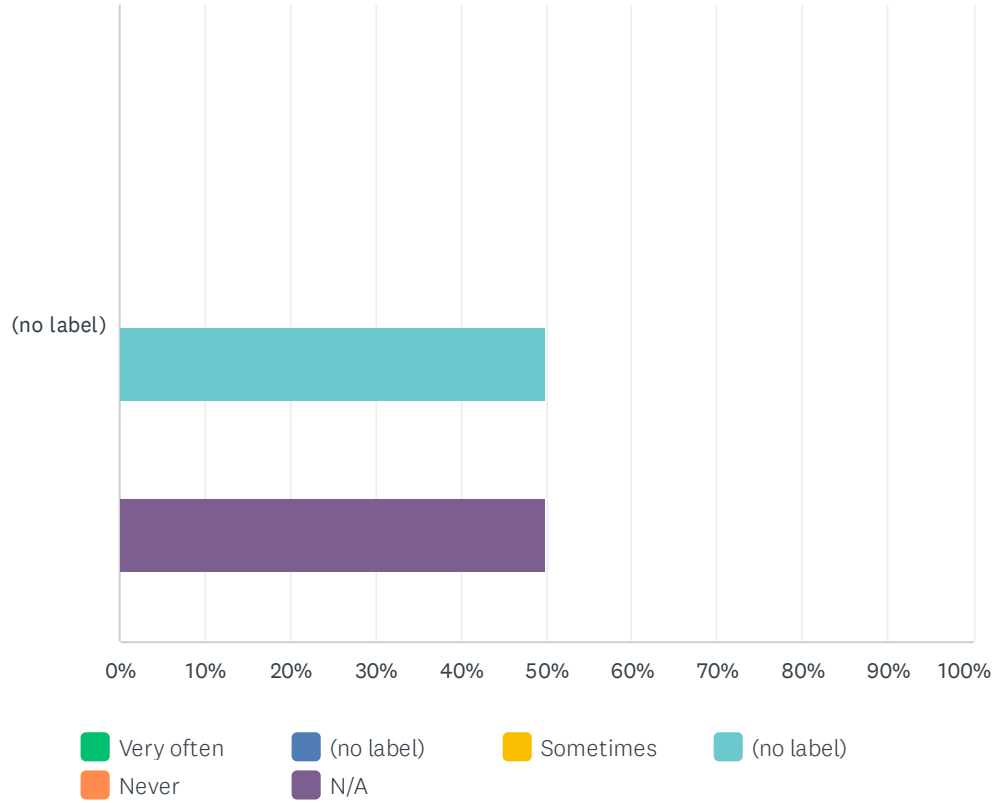
Answered: 2 Skipped: 132



	VERY OFTEN	(NO LABEL)	SOMETIMES	(NO LABEL)	NEVER	N/A	TOTAL	WEIGHTED AVERAGE
(no label)	0.00% 0	0.00% 0	0.00% 0	0.00% 0	50.00% 1	50.00% 1	2	5.00

### Q41 If you believe that the negative behavior was based upon a reason Other than what is listed here, how often have you experienced it?

Answered: 2 Skipped: 132



	VERY OFTEN	(NO LABEL)	SOMETIMES	(NO LABEL)	NEVER	N/A	TOTAL	WEIGHTED AVERAGE
(no label)	0.00% 0	0.00% 0	0.00% 0	50.00% 1	0.00% 0	50.00% 1	2	4.00

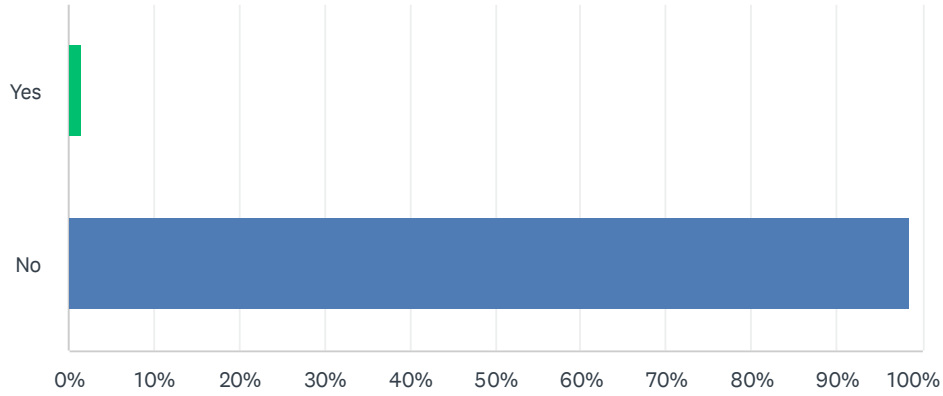
## Q42 Please specify the Other thing not previous listed.

Answered: 2 Skipped: 132

#	RESPONSES	DATE
1	N/A	3/10/2025 11:17 AM
2	In the class room or communal student area	3/10/2025 9:21 AM

### Q43 Within the past year, have you personally experienced unwanted sexual contact?

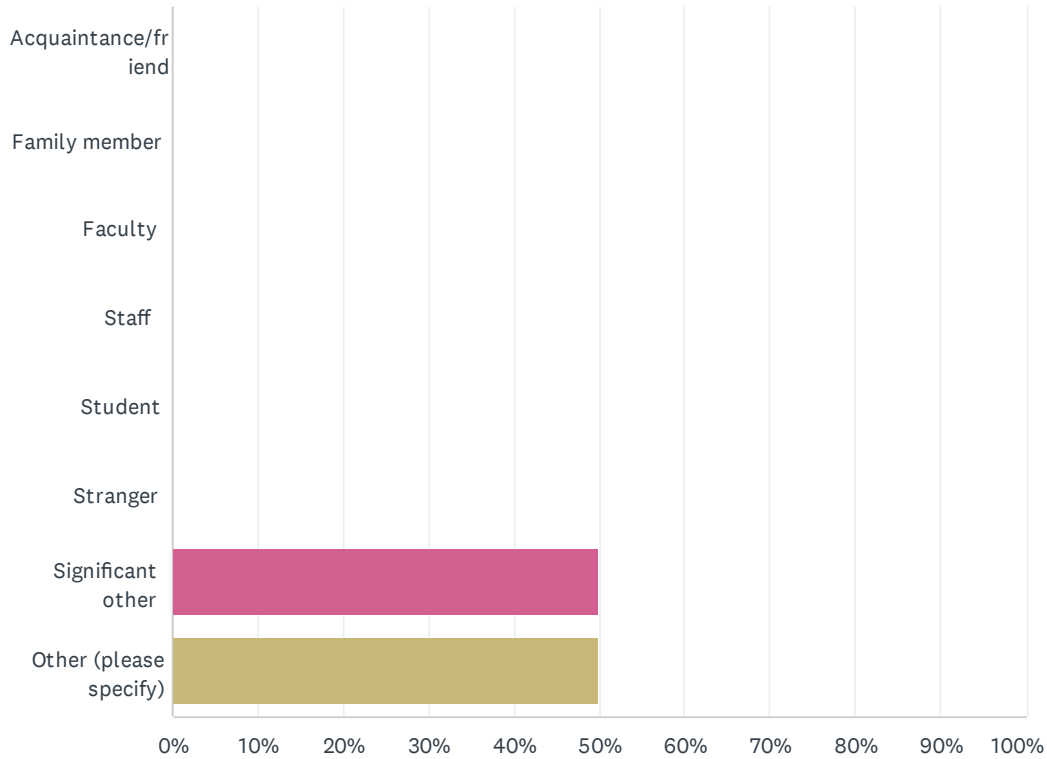
Answered: 127 Skipped: 7



ANSWER CHOICES	RESPONSES	
Yes	1.57%	2
No	98.43%	125
TOTAL		127

### Q44 With whom did this unwanted sexual contact occur?(Choose as many as appropriate)

Answered: 2 Skipped: 132



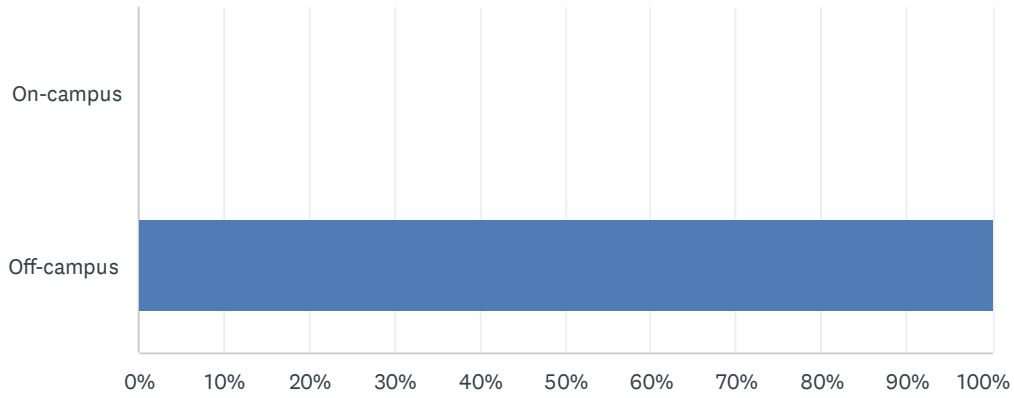
ANSWER CHOICES	RESPONSES
Acquaintance/friend	0.00% 0
Family member	0.00% 0
Faculty	0.00% 0
Staff	0.00% 0
Student	0.00% 0
Stranger	0.00% 0
Significant other	50.00% 1
Other (please specify)	50.00% 1
Total Respondents: 2	

#	OTHER (PLEASE SPECIFY)	DATE
1	Client	3/10/2025 10:51 AM



### Q45 Where did the incident(s) occur?

Answered: 2 Skipped: 132

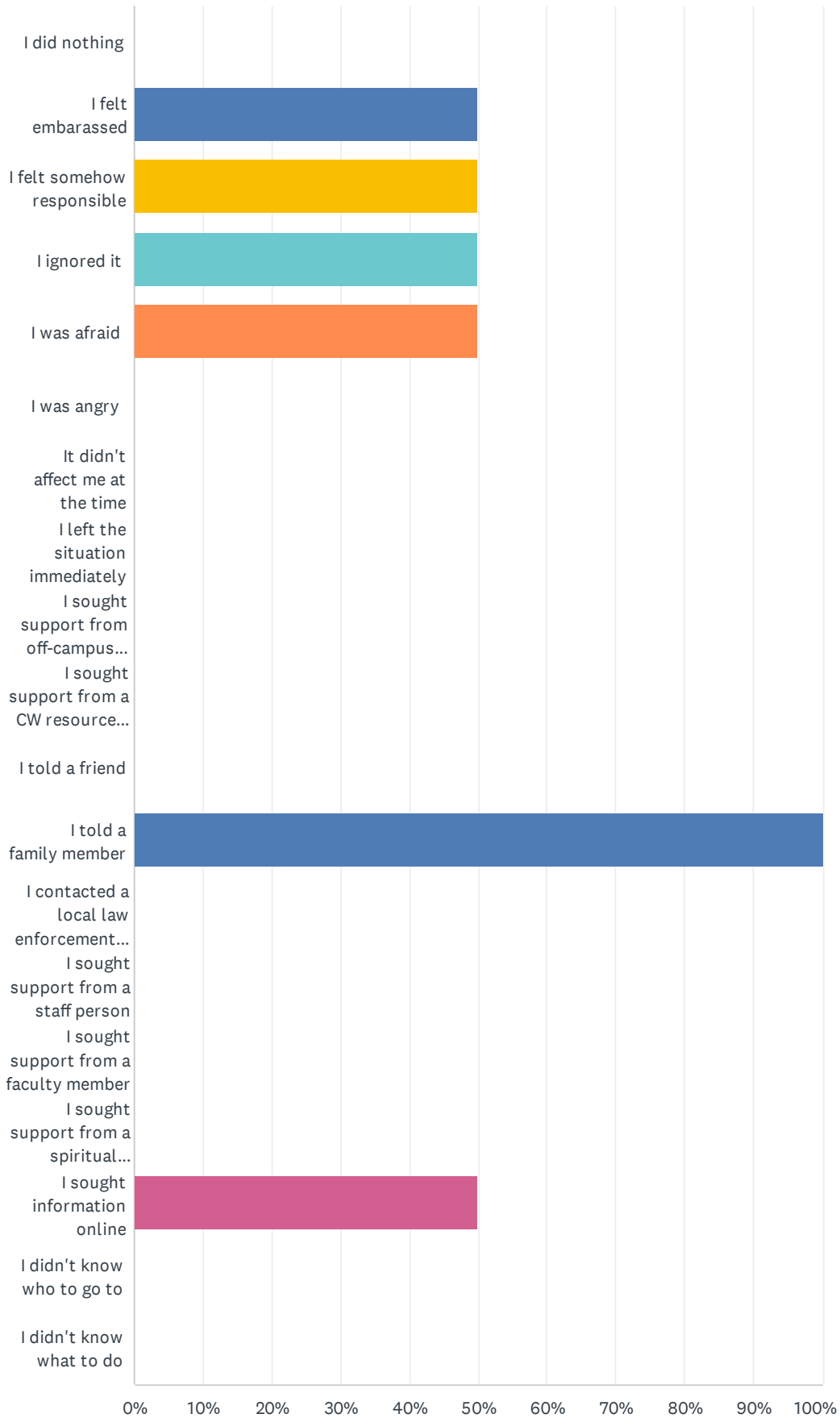


ANSWER CHOICES	RESPONSES
On-campus	0.00% 0
Off-campus	100.00% 2
<b>TOTAL</b>	<b>2</b>

Q46 Please describe your response to experiencing the incident(s).  
(Choose as many as appropriate)

Answered: 2 Skipped: 132

# The College of Westchester Campus Climate Survey for Students: 2025

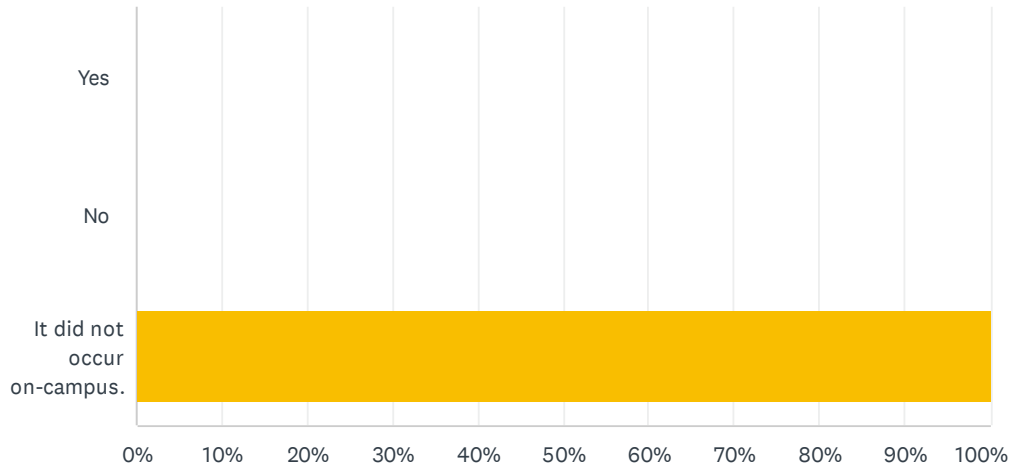


The College of Westchester Campus Climate Survey for Students: 2025

ANSWER CHOICES	RESPONSES	
I did nothing	0.00%	0
I felt embarrassed	50.00%	1
I felt somehow responsible	50.00%	1
I ignored it	50.00%	1
I was afraid	50.00%	1
I was angry	0.00%	0
It didn't affect me at the time	0.00%	0
I left the situation immediately	0.00%	0
I sought support from off-campus hotline/advocacy services/therapist	0.00%	0
I sought support from a CW resource (e.g., Campus Security, Human Resources, Counseling, Career Services)	0.00%	0
I told a friend	0.00%	0
I told a family member	100.00%	2
I contacted a local law enforcement official	0.00%	0
I sought support from a staff person	0.00%	0
I sought support from a faculty member	0.00%	0
I sought support from a spiritual advisor (e.g., pastor, rabbi, priest)	0.00%	0
I sought information online	50.00%	1
I didn't know who to go to	0.00%	0
I didn't know what to do	0.00%	0
Total Respondents: 2		

### Q47 If the unwanted sexual contact occurred on campus, did you report it to a campus official or staff member?

Answered: 2 Skipped: 132



ANSWER CHOICES	RESPONSES	
Yes	0.00%	0
No	0.00%	0
It did not occur on-campus.	100.00%	2
<b>TOTAL</b>		<b>2</b>

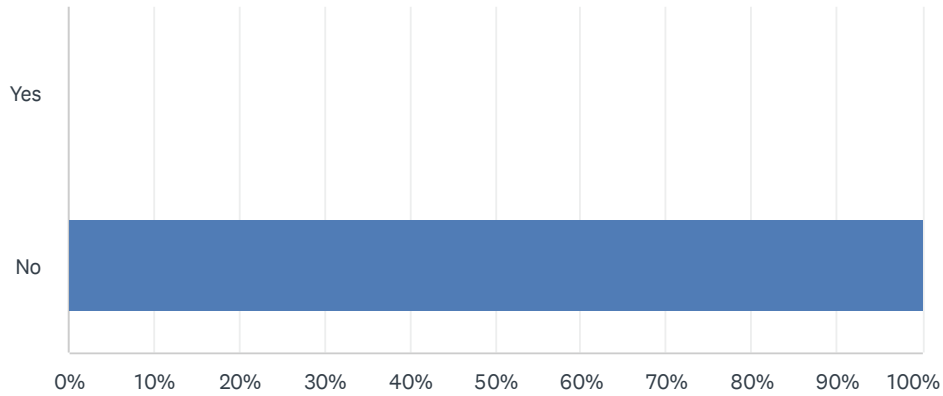
### Q48 If you did not make an official complaint to a campus employee, please explain why you did not.

Answered: 1 Skipped: 133

#	RESPONSES	DATE
1	Off campus	3/10/2025 9:22 AM

### Q49 If you did make an official complaint to a campus employee, did you feel that it was responded to appropriately?

Answered: 1 Skipped: 133



ANSWER CHOICES	RESPONSES	
Yes	0.00%	0
No	100.00%	1
TOTAL		1

## Q50 Please explain why you feel that the complaint was not responded to appropriately.

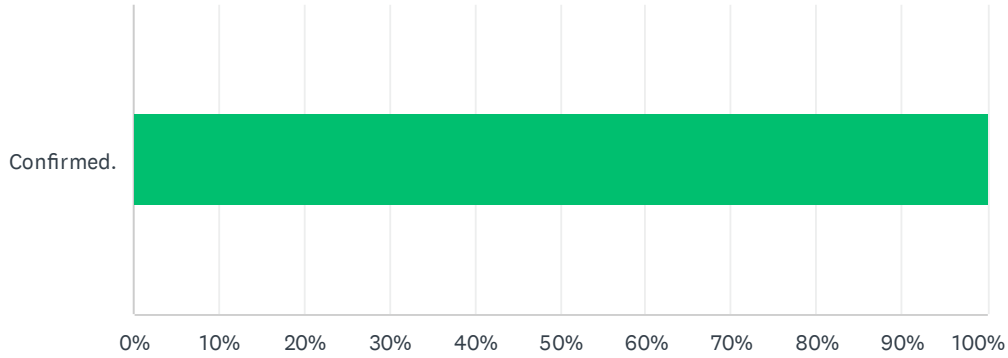
Answered: 1 Skipped: 133

#	RESPONSES	DATE
1	Off campus	3/10/2025 9:22 AM



### Q51 I have read and confirm my awareness of the above-mentioned hotline, resources and policies.

Answered: 126 Skipped: 8



ANSWER CHOICES	RESPONSES
Confirmed.	100.00% 126
Total Respondents: 126	